

SAMPLE COUNTY
SCHOOL DISTRICT



Comprehensive Needs
Assessment Survey 2009

SAMPLE COUNTY
SCHOOL DISTRICT

Comprehensive Needs
Assessment Survey 2009

SAMPLE COUNTY SCHOOL DISTRICT

Comprehensive Needs Assessment Survey 2009

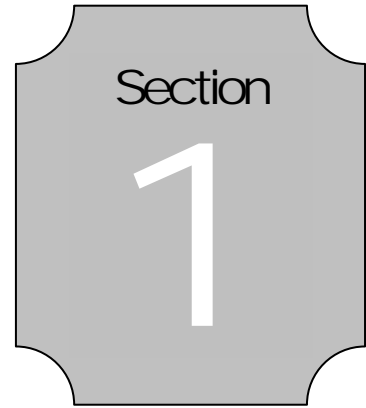
SURVEY CONDUCTED AND COMPILED BY
EDUCATION RESOURCES, LLC
30178 LOST CORNER ROAD
NETTLETON, MS 38858
662-963-0496 OR 662-397-7544

SAMPLE COUNTY SCHOOL DISTRICT
DR. JOHN DOE, SUPERINTENDENT

©2009
SAMPLE COUNTY SCHOOL DISTRICT
123 MAIN STREET, ANYTOWN, AS 12345
PHONE: (000) 000-0000 • FAX (000) 000-0000

TABLE OF CONTENTS

DISTRICT PROFILE	1
SURVEY METHODS	2
DISTRIBUTION OF RESPONSES BY SCHOOL	2
SCHOOL CLIMATE	3
SUMMARY OF DISTRICT NEEDS: SCHOOL CLIMATE.....	9
FEDERAL PROGRAMS	10
SUMMARY OF DISTRICT NEEDS: FEDERAL PROGRAMS	18
PROFESSIONAL DEVELOPMENT	19
SUMMARY OF DISTRICT NEEDS: PROFESSIONAL DEVELOPMENT	22
ANYTOWN LOWER ELEMENTARY SCHOOL	23
ANYTOWN UPPER ELEMENTARY SCHOOL	34
PARENT/COMMUNITY SURVEY	44
SURVEY METHODS	44
DISTRIBUTION OF RESPONSES BY SCHOOL	45
DEMOGRAPHICS	46
SCHOOL ACTIVITIES	47
INSTRUCTION	51
COMMUNICATION	53
APPENDIX 1: DISTRICT DATA TABLE	55
APPENDIX 2: DISTRICT PARENT/COMMUNITY DATA TABLE	63



District Profile

Sample County School District is located at 123 Main Street in Anytown, AnyState and serves the students and families residing in the non-incorporated areas of SAMPLE COUNTY. The district is comprised of three schools, an alternative school and a technology center. The superintendent is Dr. John Doe.

The 8,894 students of the district are served by 600 certified teachers and supported by 500 non-certified employees. In grades K-2, teacher aides assist in the instruction of students. The district graduates over 300 seniors each year.

Each school is accredited with the state of AnyState. In addition, each high school is accredited through the Southern Association of Colleges and Schools (SACS).

All schools in the district are consistently recognized for academic excellence. Key to the district's success is a dedicated staff and a strong working relationship with parents, volunteers, community leaders, and businesses.

Mission Statement

The mission of the SAMPLE COUNTY School District is to provide a safe, nurturing environment conducive to quality education wherein all students have the opportunity to obtain the essential skills necessary to achieve the goals of their choice and to become responsible, productive citizens.

Survey Methods

Information for this report was gathered through a district-wide Comprehensive Needs Assessment Survey administered online. Respondents were asked to express an opinion on statements using a 4-point Likert scale, indicating “Strongly Agree,” “Agree,” “Disagree,” or “Strongly Disagree.” Some questions asked respondents to choose among a variety of options (i.e. topics of professional development) or to write in responses to open-ended statements. The survey items were divided into three sections: School Climate, Federal Programs, and Professional Development. Data was compiled by school, then combined to create a district summary.

Distribution of Responses by School

Two hundred and forty-two faculty and staff members from seven schools responded to the Comprehensive Needs Assessment Survey. The graph below reflects the distribution of responses by school which together comprise the district data reported in the subsequent graphs and charts. Responses from all schools were totaled and divided by the number of survey respondents to calculate district-wide percentage distributions.

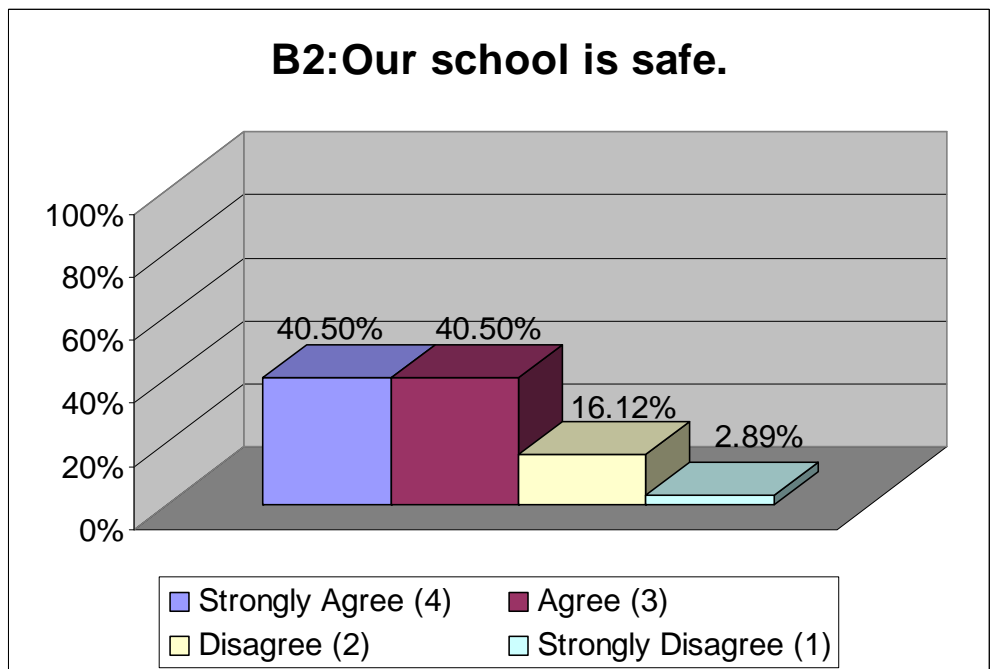
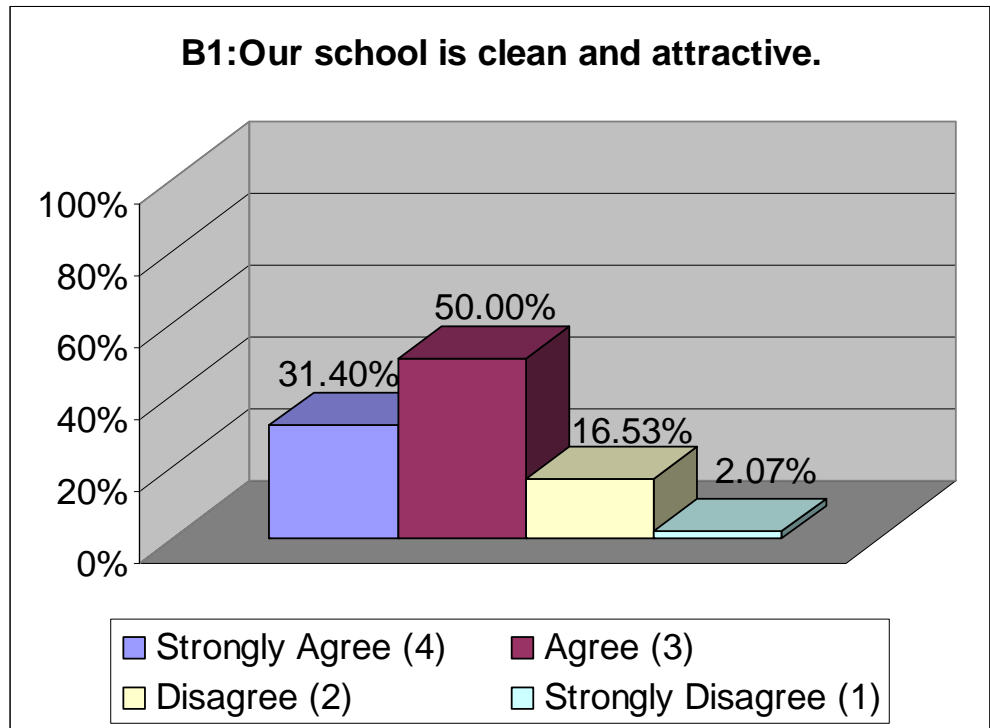


Graph Here

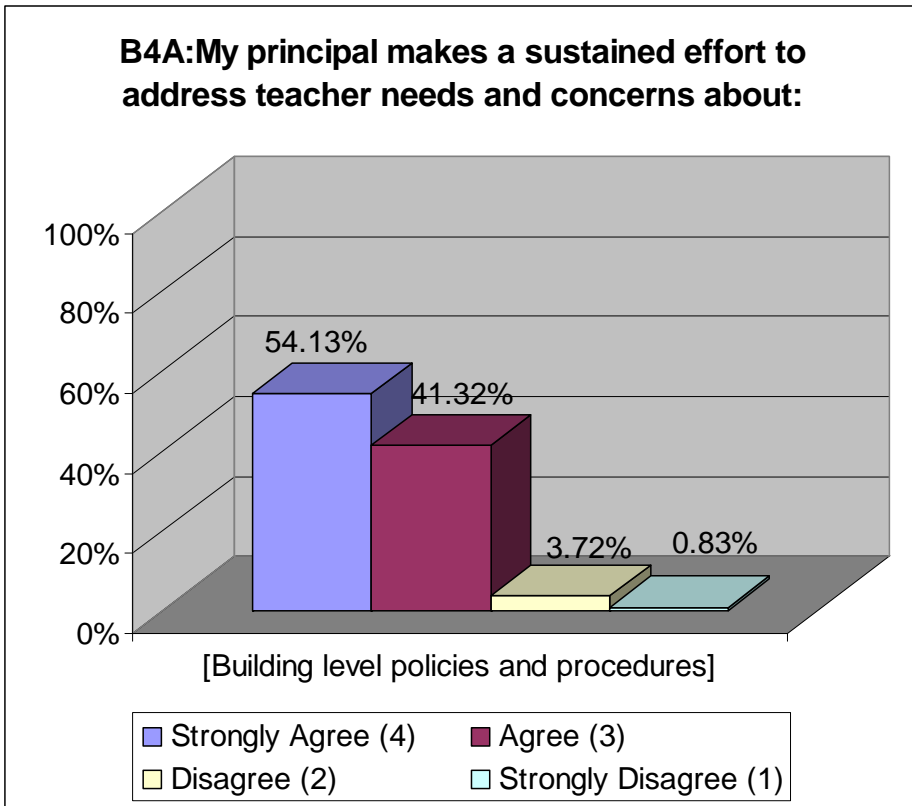
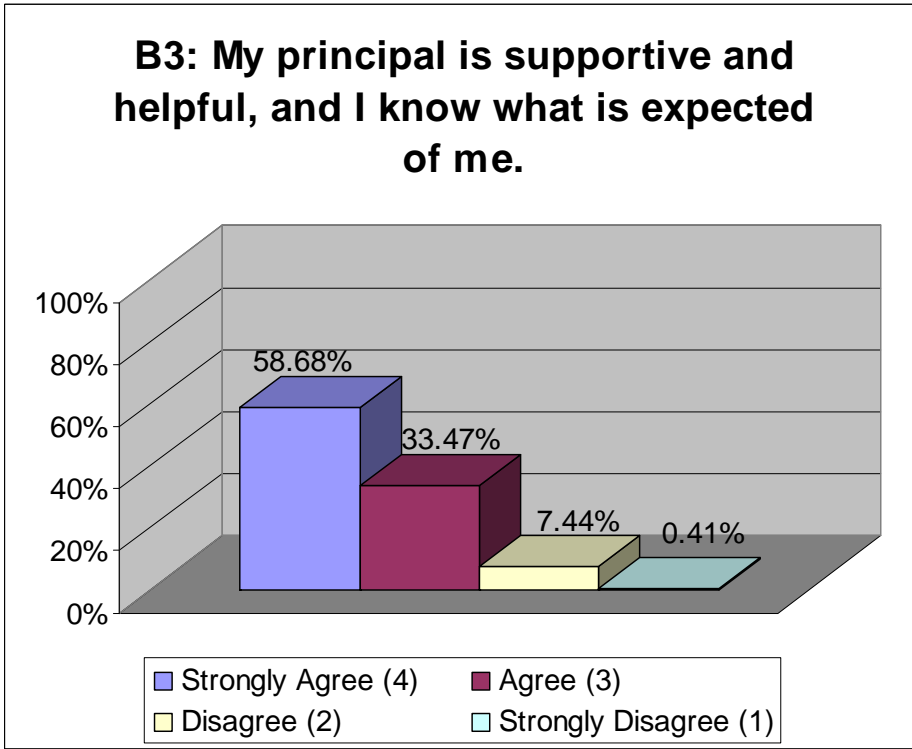
School Climate

Respondents to the survey indicated their opinions regarding a number of statements about school climate. The graphs in this section reflect a summary of responses received district-wide.

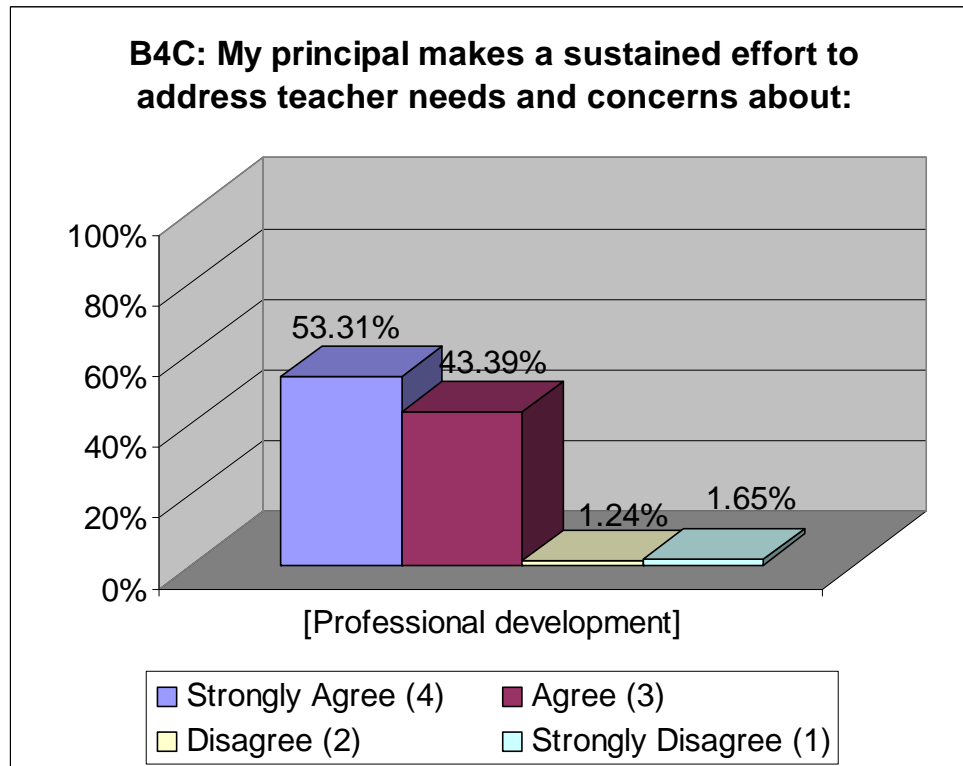
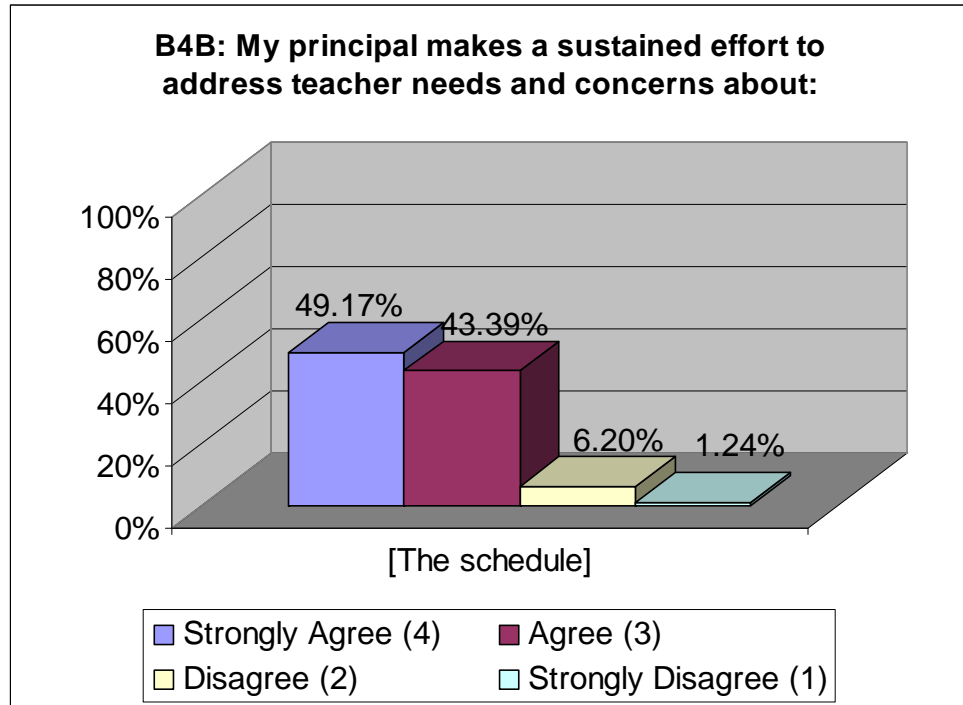
The statements in this category were converted to questions using a 4-point Likert scale.



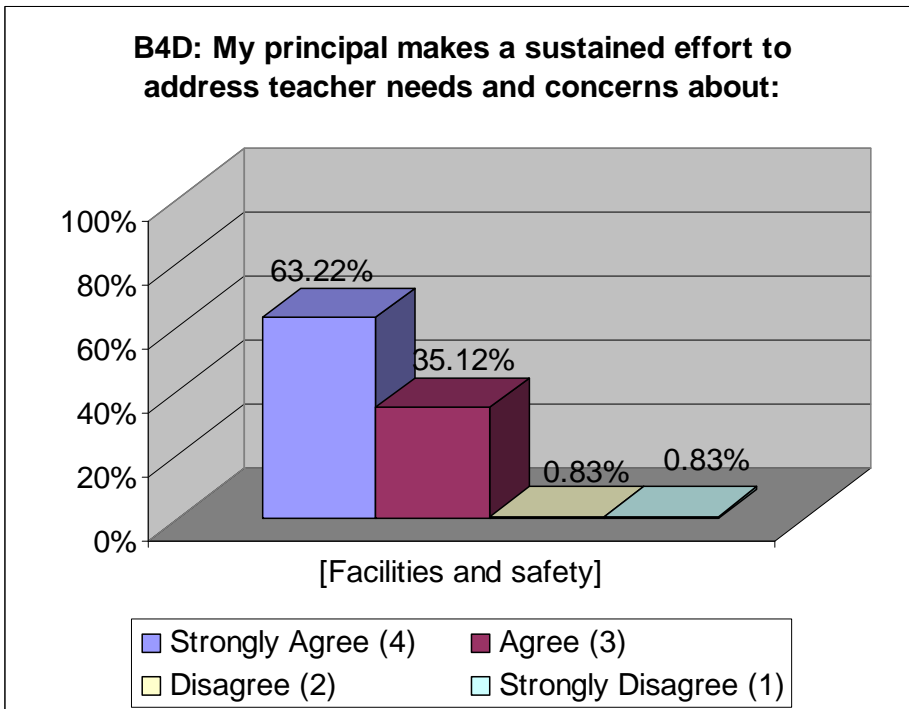
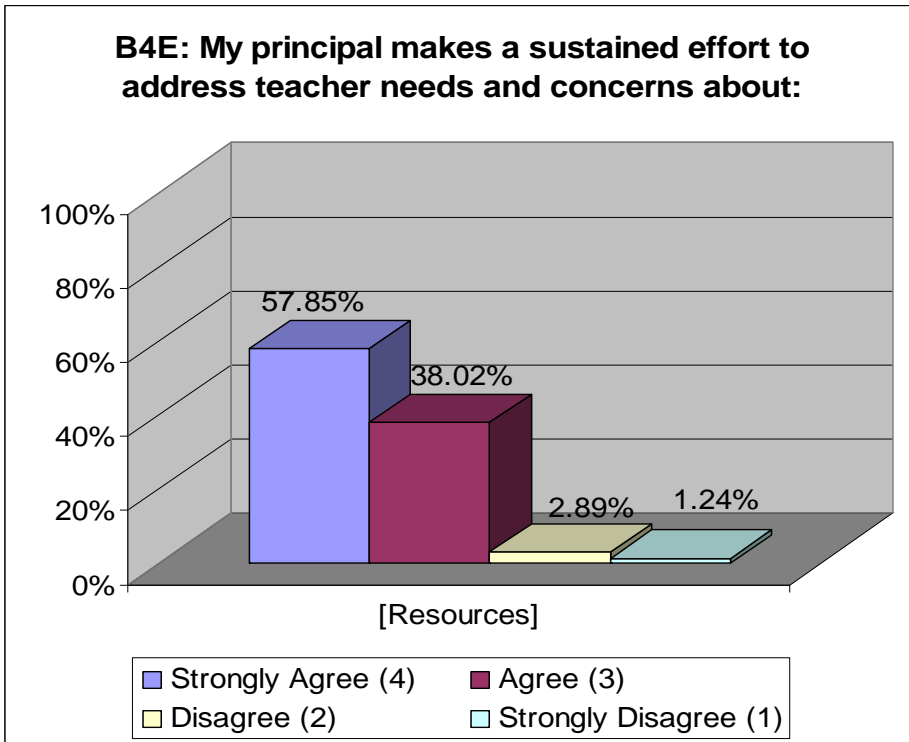
School Climate



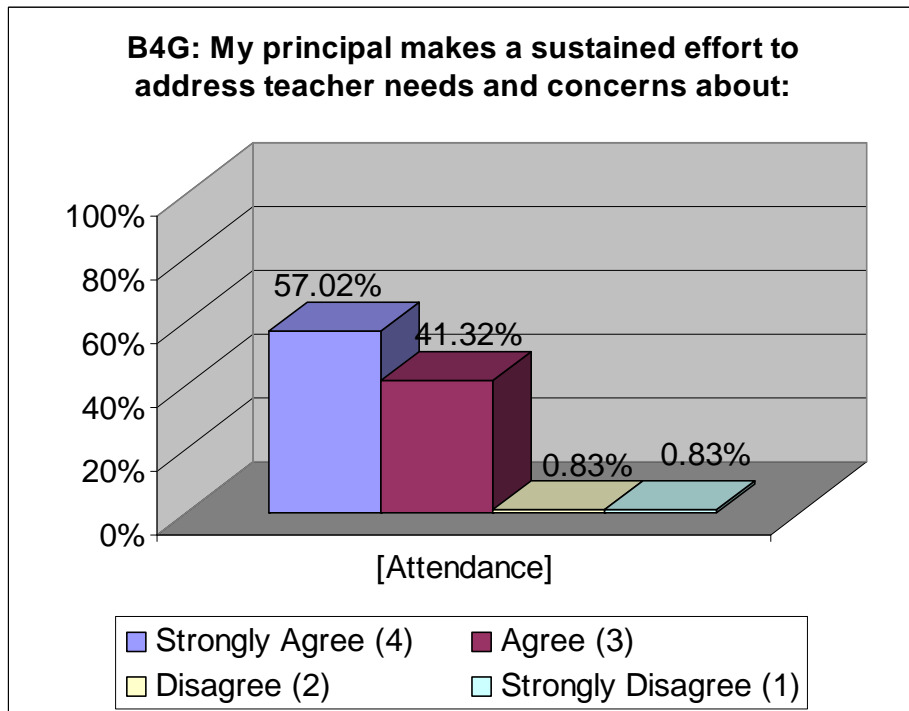
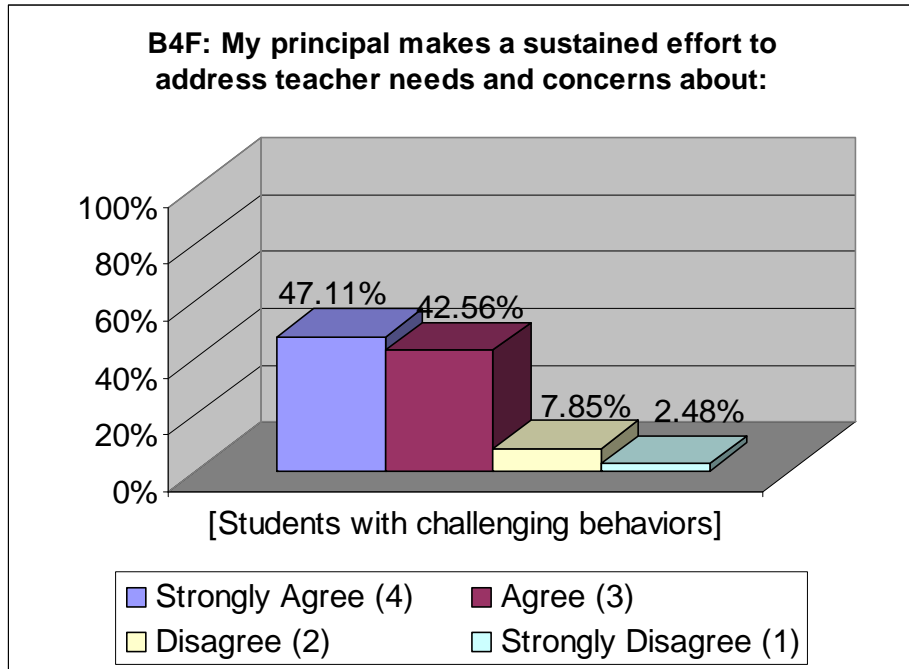
School Climate



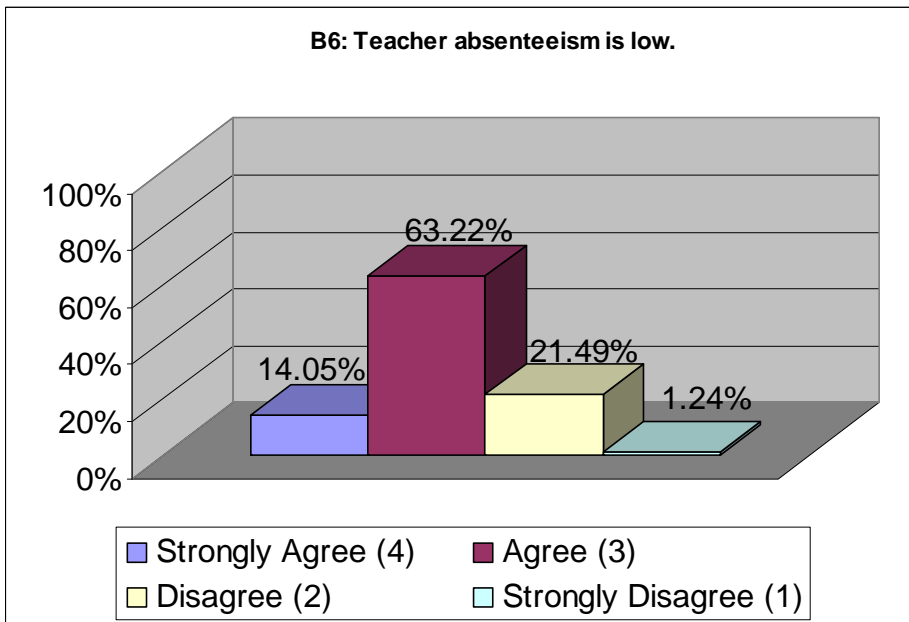
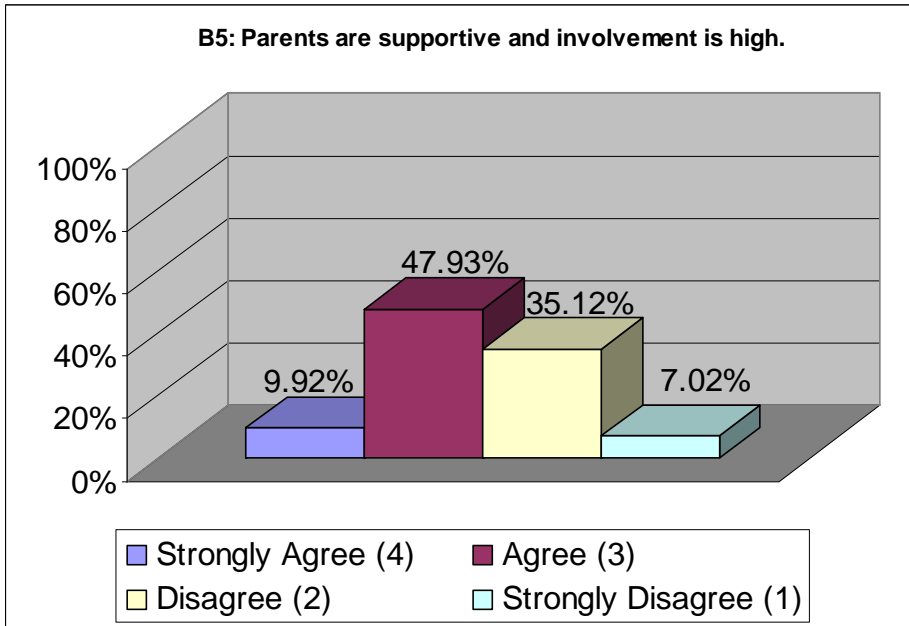
School Climate



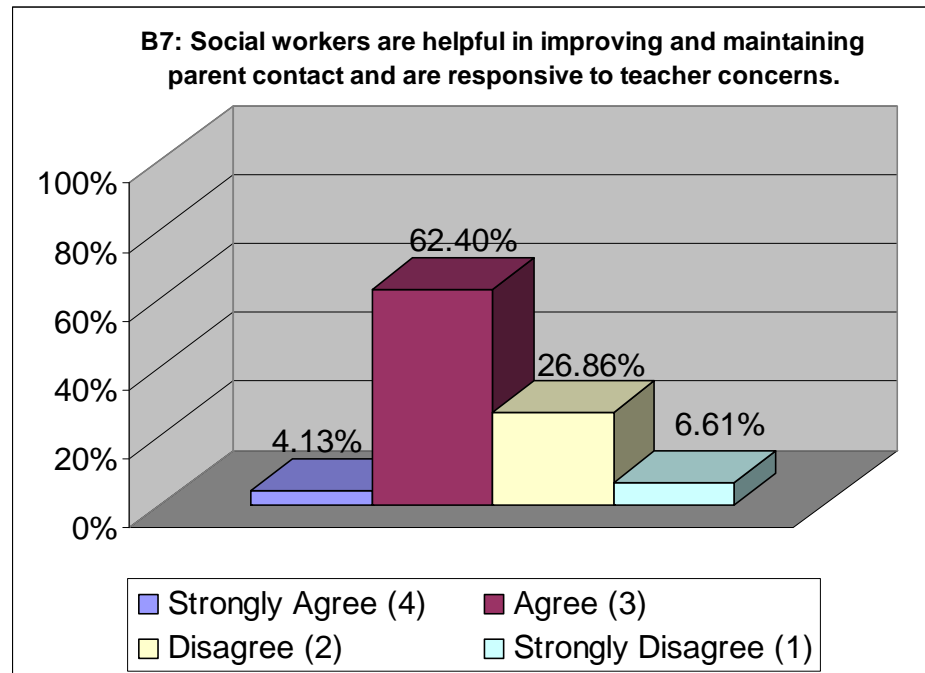
School Climate



School Climate



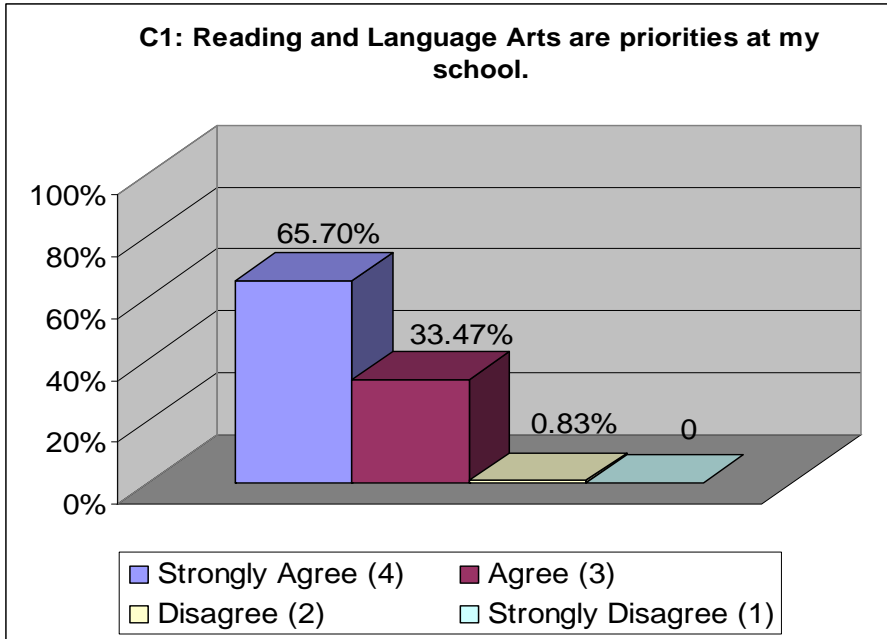
School Climate



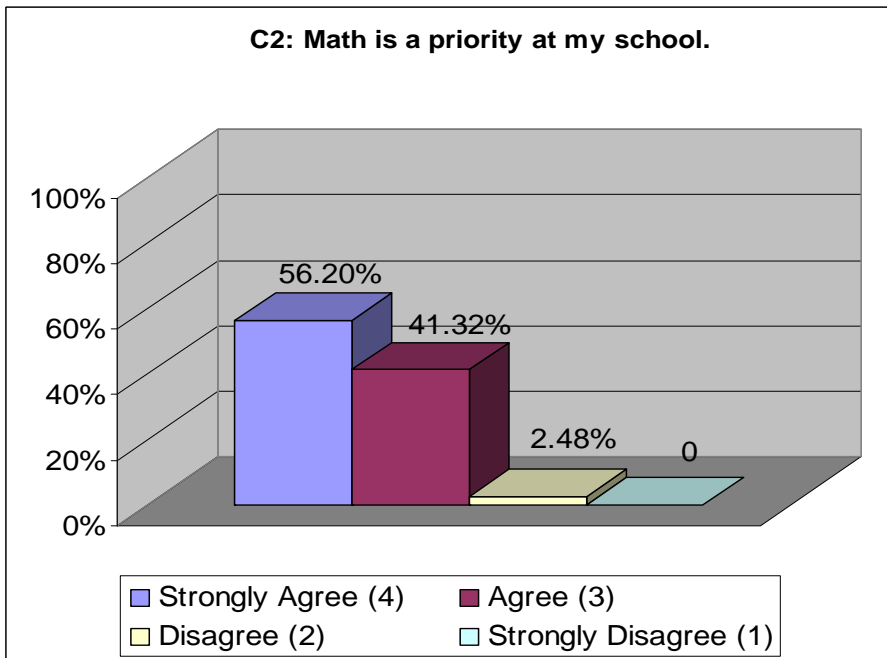
SUMMARY OF DISTRICT NEEDS: SCHOOL CLIMATE

The majority of respondents across the district responded positively to statements regarding school climate. Especially strong was appreciation for building-level principals' efforts to address teacher needs and concerns on a variety of topics. Areas in which responses were less favorable, and therefore which may be areas of need are: parental involvement, teacher absenteeism, and social workers' roles as part of the education team.

Federal Programs

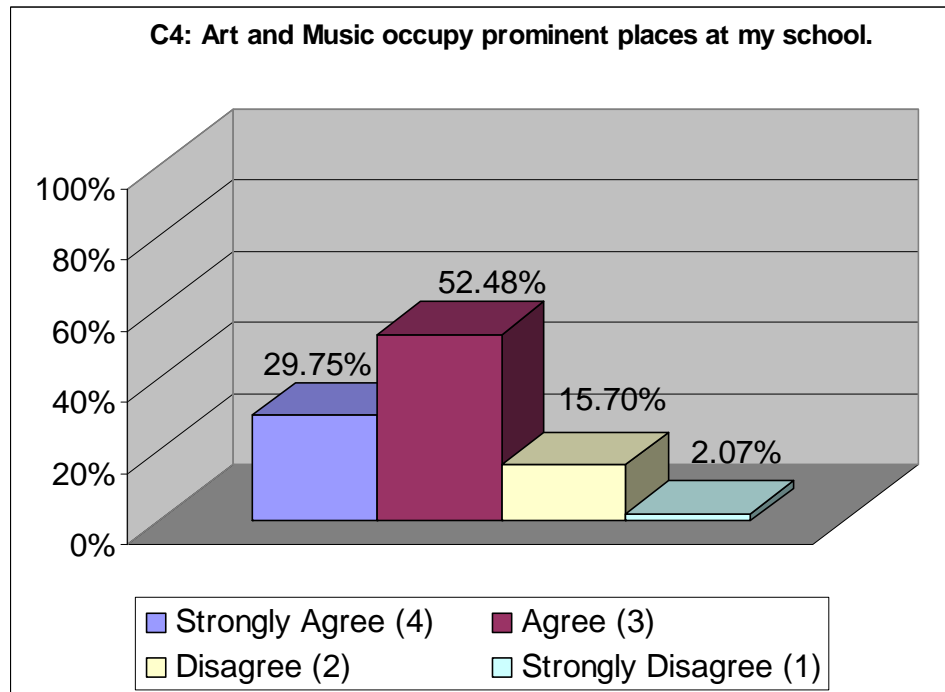
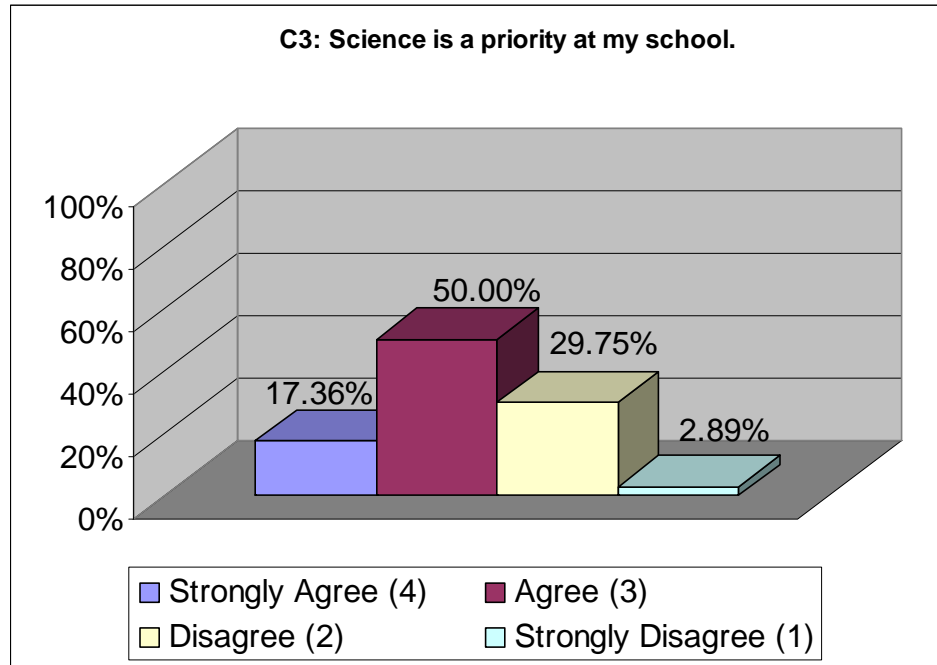


Respondents to the survey indicated their opinions regarding a number of statements about federal programs. The graphs in this section reflect a summary of responses received district-wide.

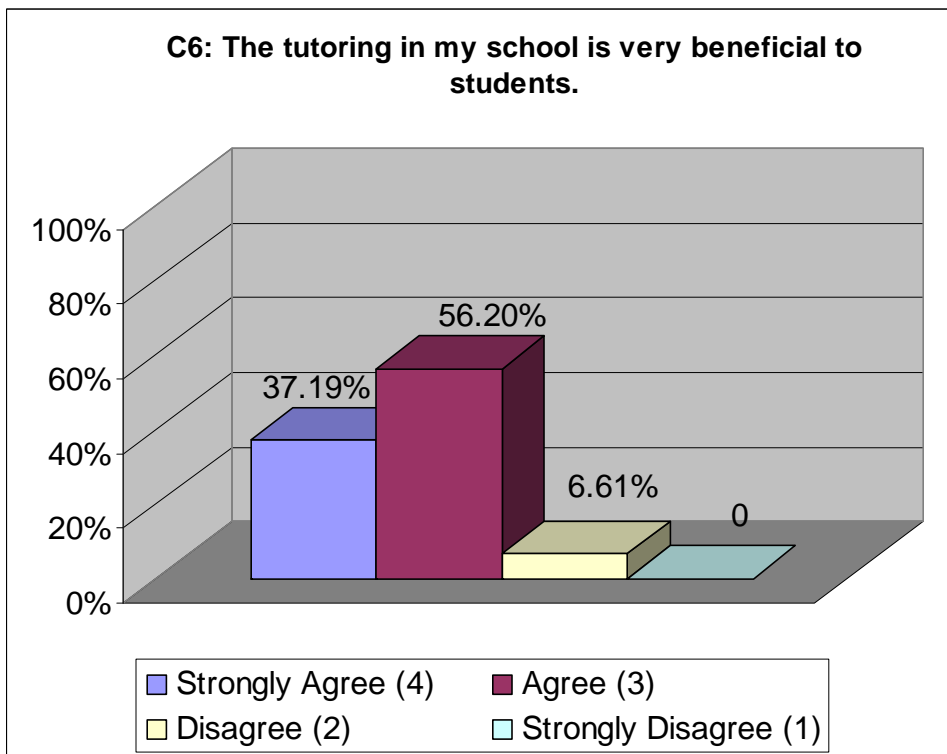
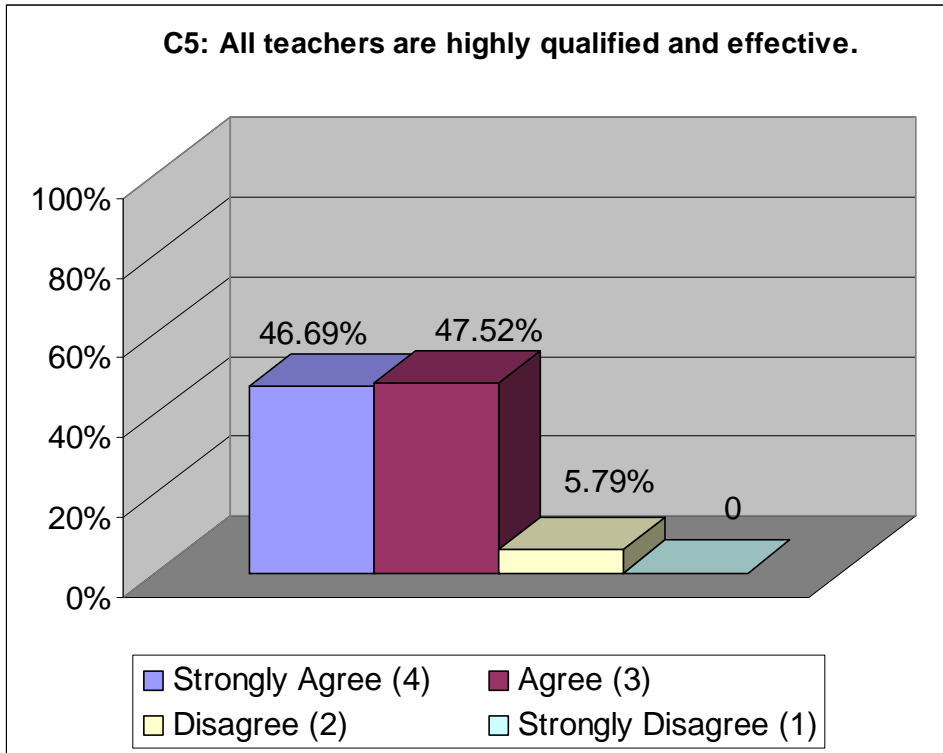


The statements in this category were converted to questions using a 4-point Likert scale.

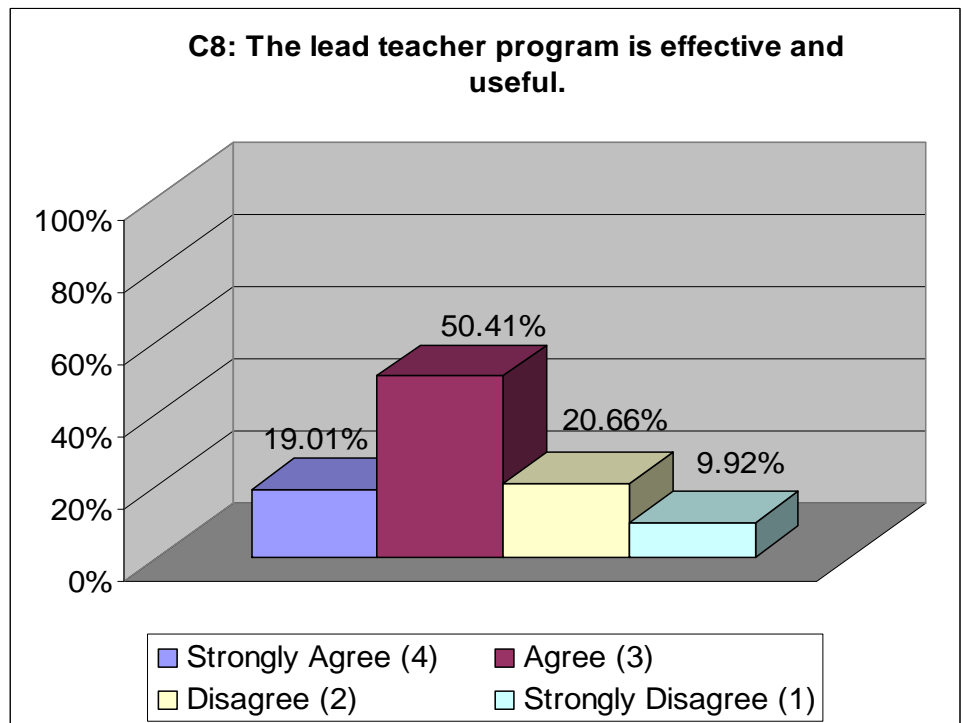
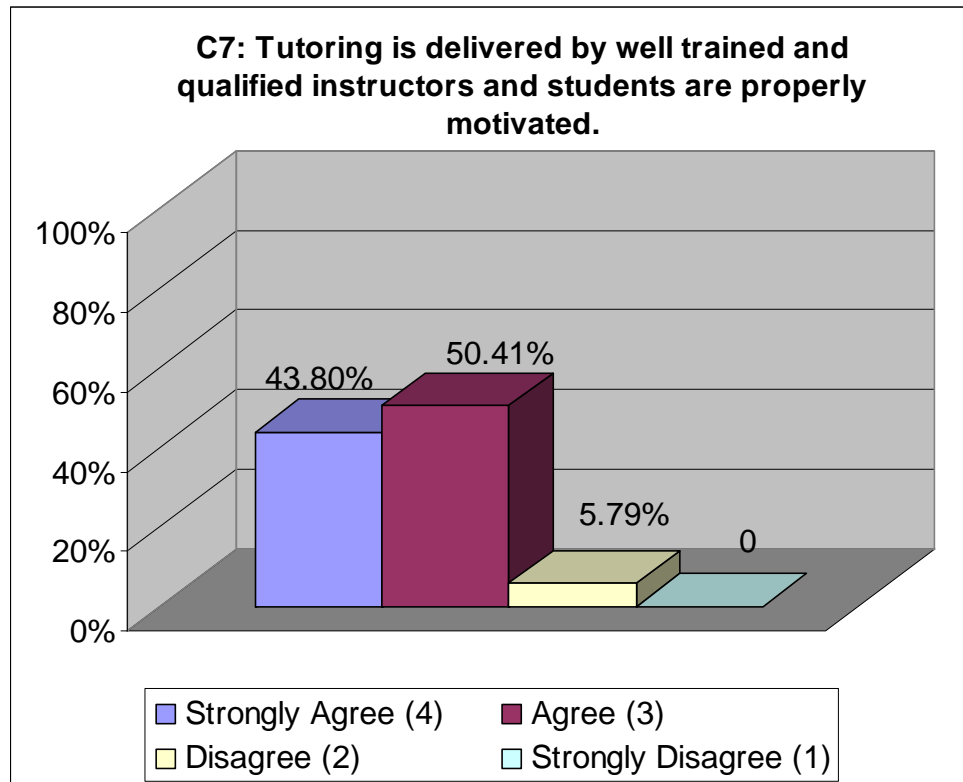
Federal Programs

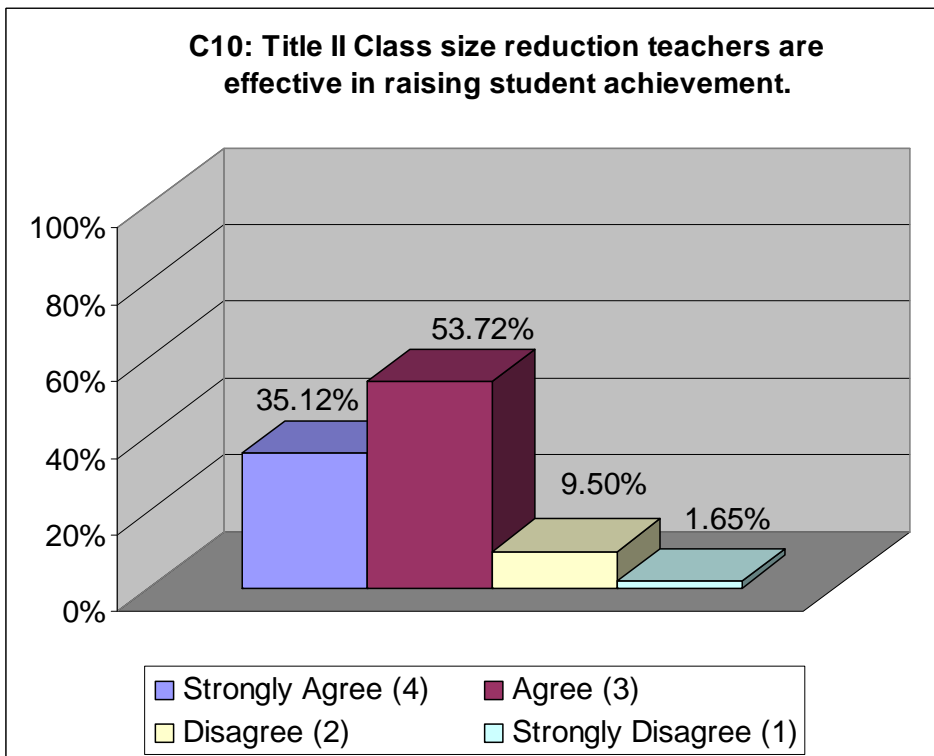
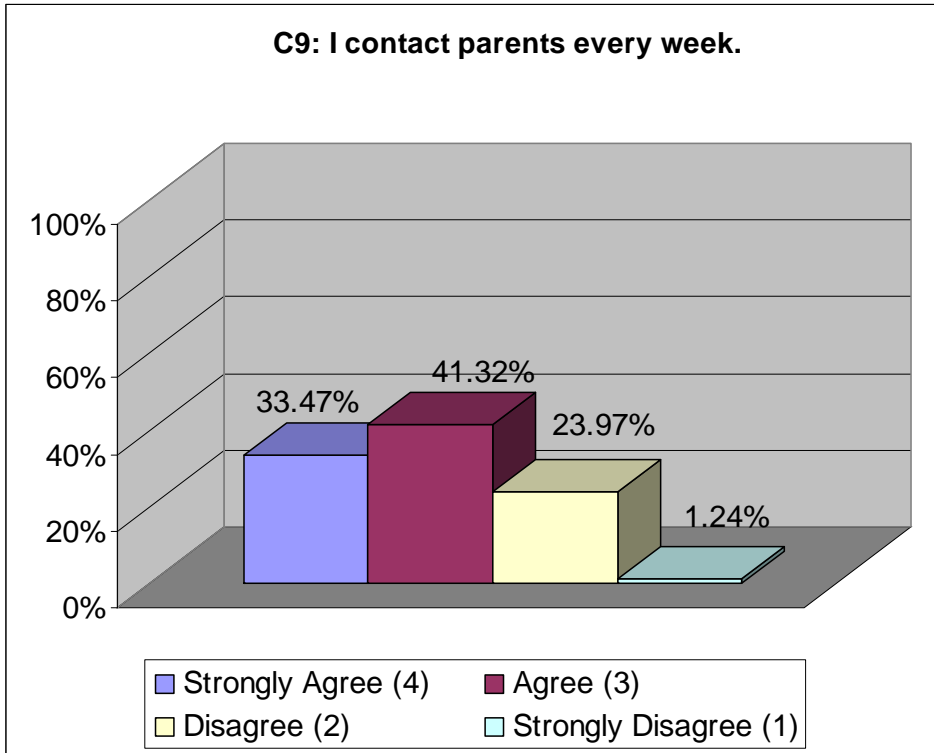


Federal Programs

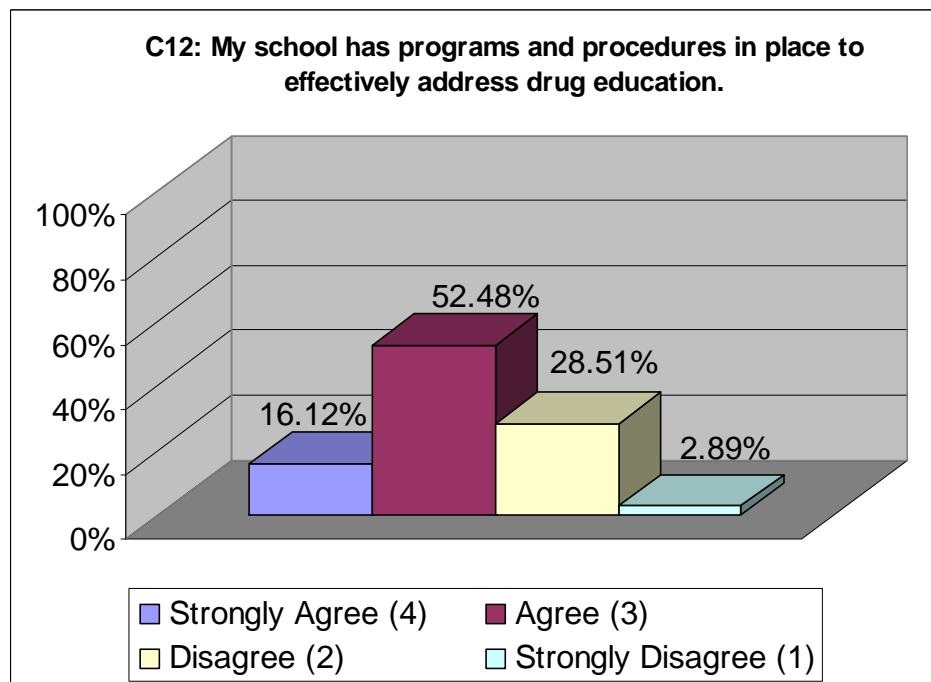
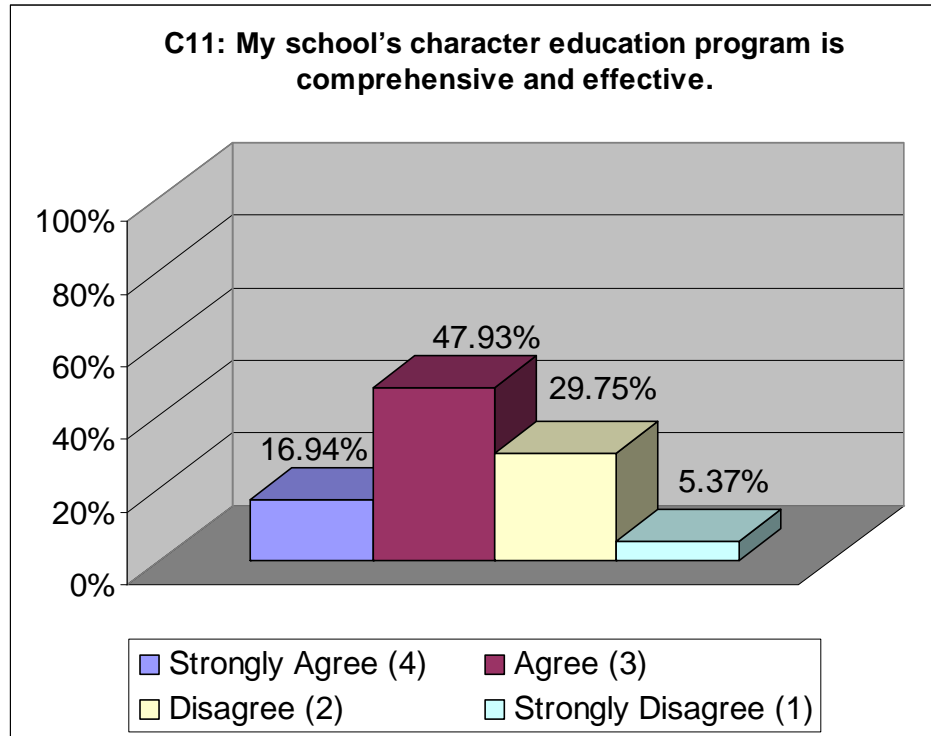


Federal Programs

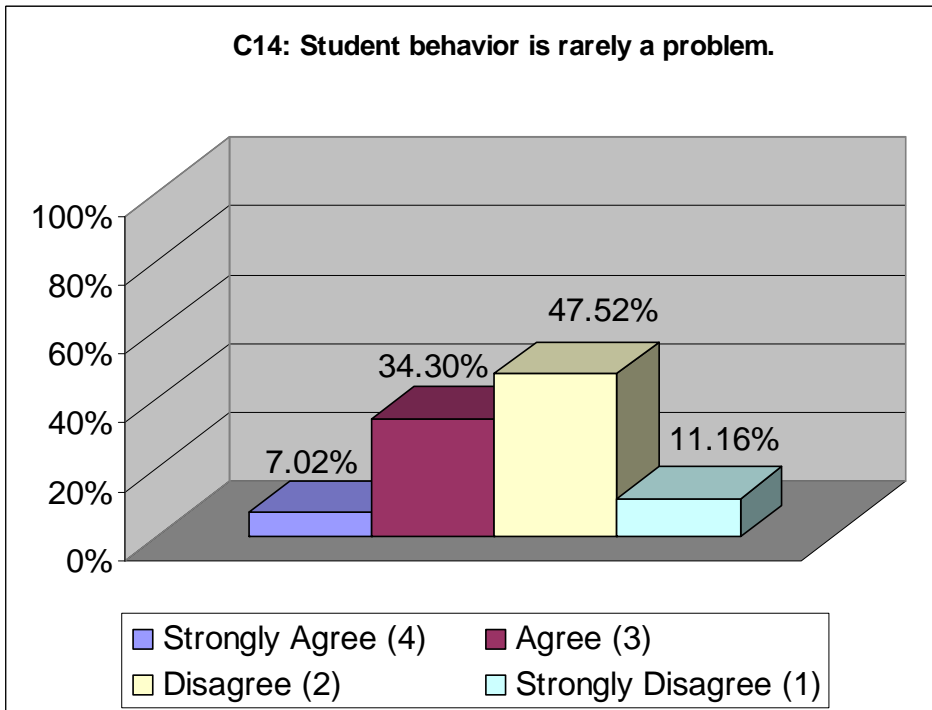
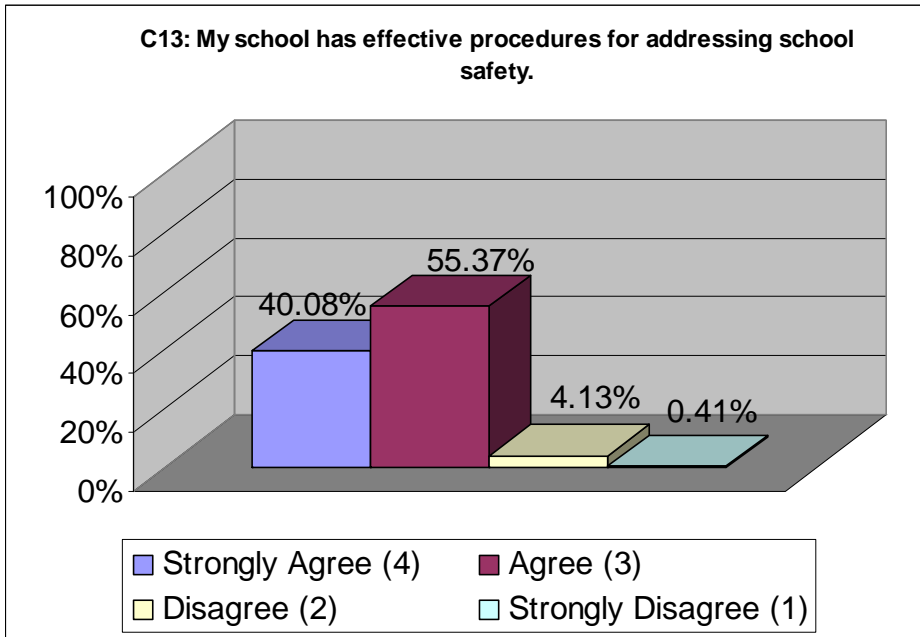




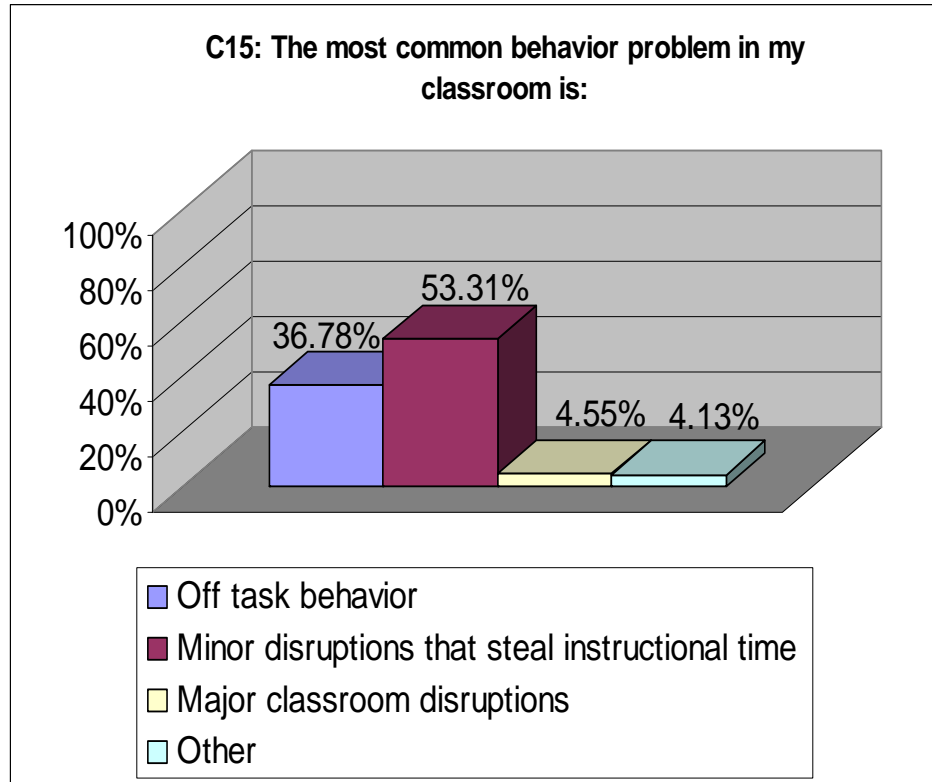
Federal Programs



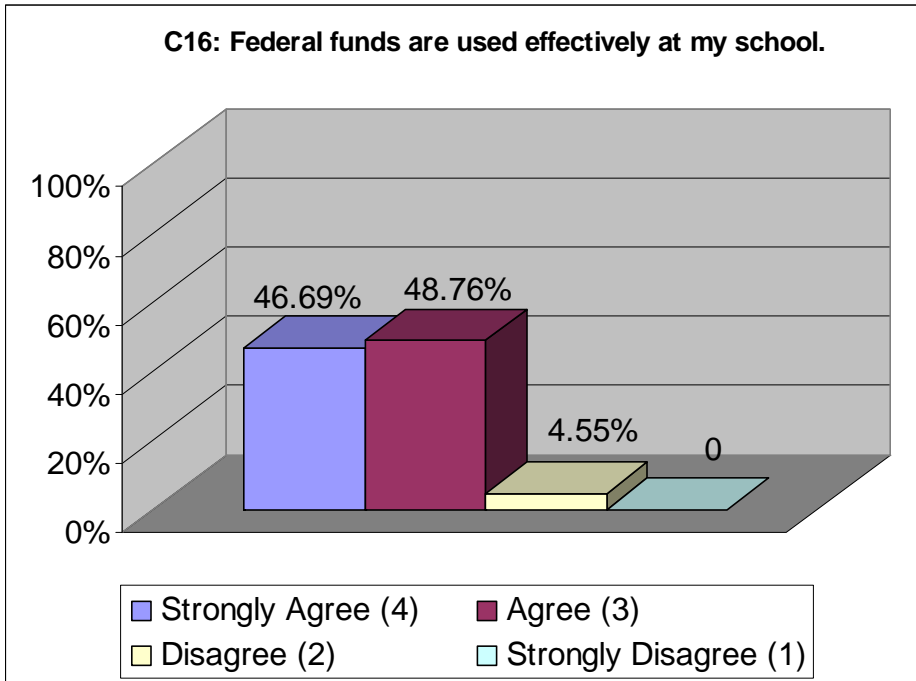
Federal Programs



Federal Programs



Other (SPECIFIC ANSWERS)	4.13%
<i>Not listening</i>	
<i>Students refusing to complete assignments.</i>	
<i>Unhealthy students</i>	
<i>MISBEHAVIOR- NOTHING DONE TO THEM</i>	
<i>Disability related</i>	
<i>A few students talk too much</i>	
<i>Minor talking during instructional time</i>	
<i>Lack of respect for teachers and fellow students</i>	
<i>Rude children</i>	
<i>none</i>	



SUMMARY OF DISTRICT NEEDS: FEDERAL PROGRAMS

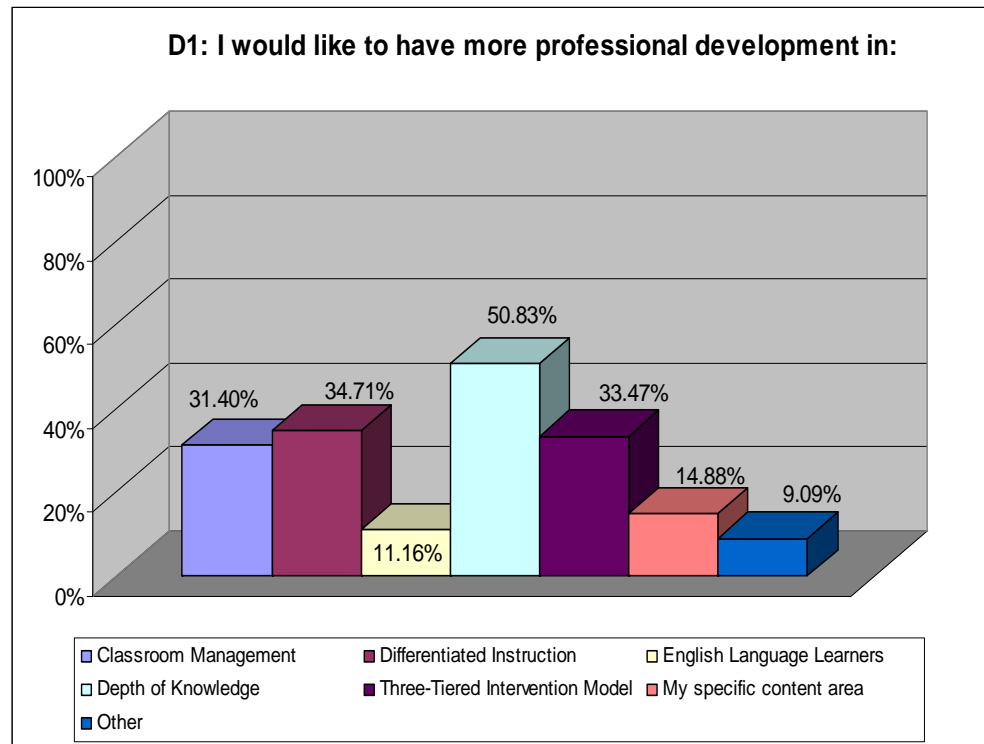
In summary, respondents indicated reading, language arts, and mathematics are priorities at their respective schools. Science, art, and music programs may not be as high in priority. Title I tutoring was perceived favorably. Also perceived positively was teacher effectiveness, the Title II class size reduction program, and school safety features.

Respondents indicated concern regarding parent contact, the lead teacher initiative, drug education, and the character education program(s). Teachers also voiced continued and marked concern for more effectively addressing inappropriate student behavior which may sometimes compete with instructional time. More study is needed in these areas to determine appropriate ways to address concerns.

Professional Development

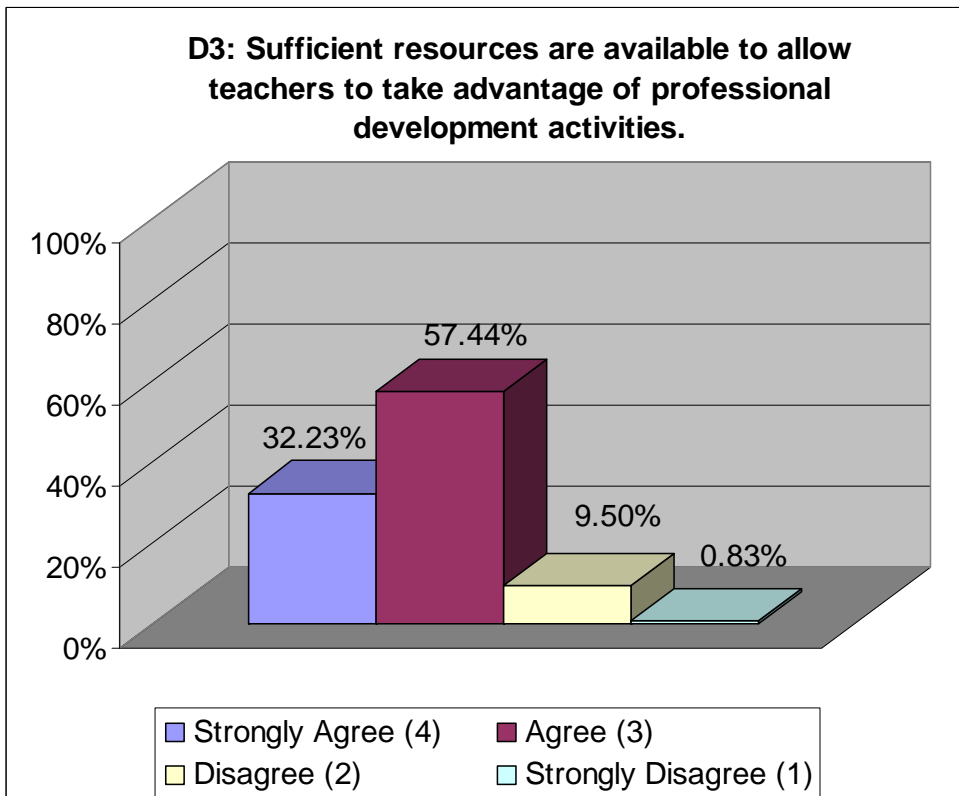
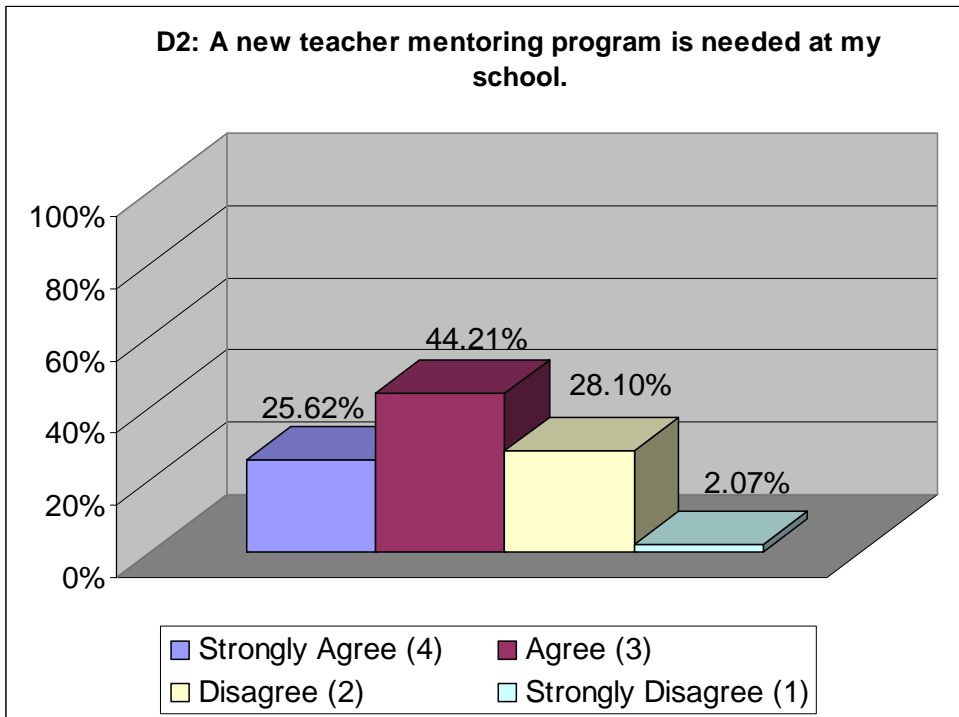
Respondents to the survey indicated their opinions regarding a number of statements about professional development. The graphs in this section reflect a summary of responses received district-wide.

Some statements in this category were converted to questions using a 4-point Likert scale.

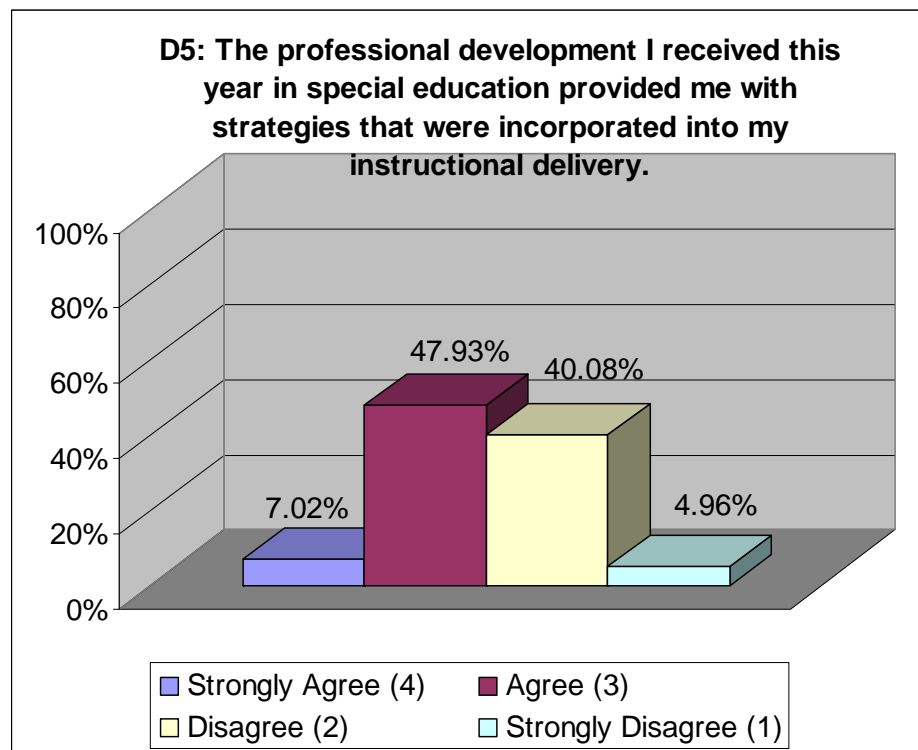
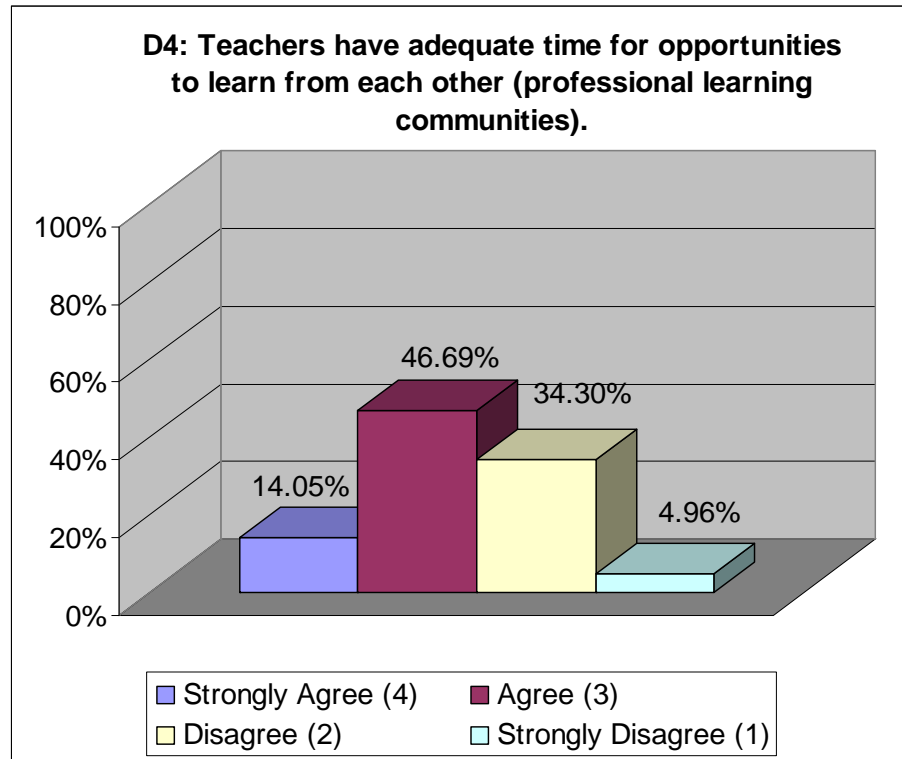


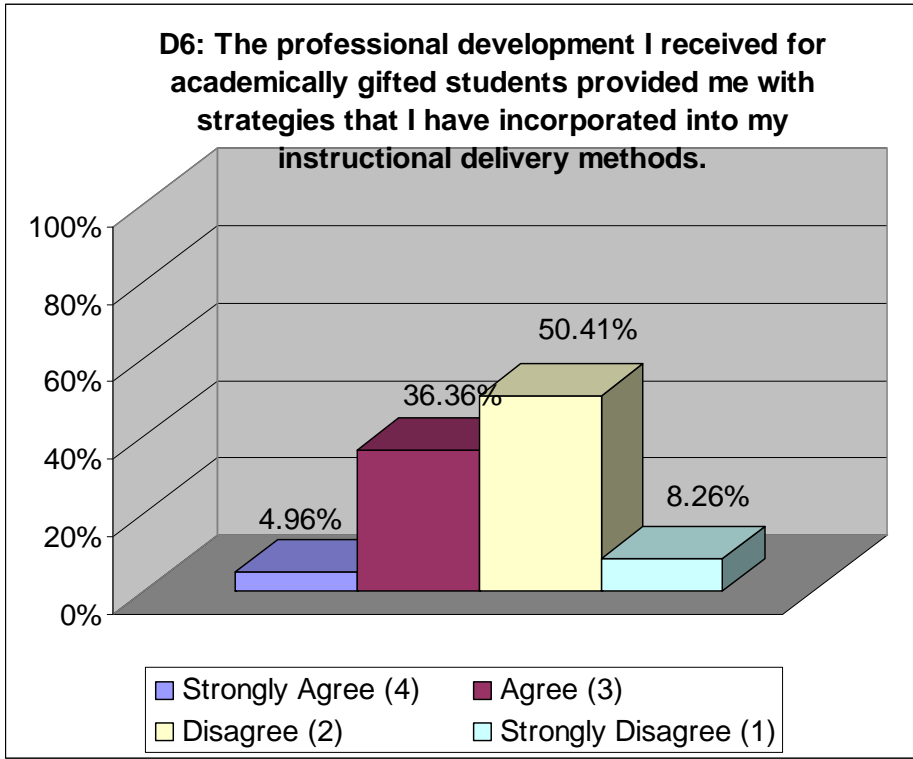
Write-in answers to “My Specific Content Area” and “Other” categories:

Other	9.09%
(SPECIFIC ANSWERS)	Gifted
Note: Number indicates number of times same answer given.	Special Education (4)
	Technology (9)
	All
	TST
	Legal matters
	Promethean Board (2)
	Smart board
	Media



Professional Development

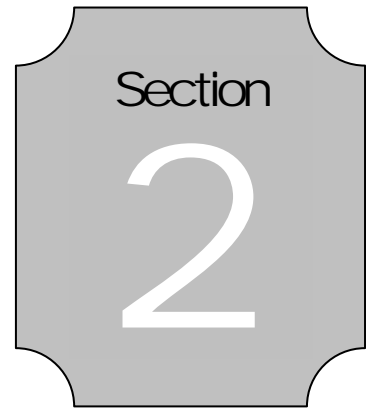




SUMMARY OF DISTRICT NEEDS: PROFESSIONAL DEVELOPMENT

Respondents to the survey indicated a desire for more professional development primarily in the areas of differentiated instruction and Three-tier Intervention, with a significant number also requesting professional development in classroom management and Depth of Knowledge. Almost seventy percent of respondents believed that a new teacher mentoring program would be beneficial at their school; most also felt that adequate resources were available for professional development. Over thirty-nine percent of participants felt that there was not enough time provided to learn from colleagues in professional learning communities. Since a large percentage of respondents indicated that they had difficulty incorporating professional development strategies regarding the teaching of special education and gifted students into their instructional repertoire, further study may be necessary to assist in the transfer between professional development opportunities and classroom practice.

Professional Development



Anytown Lower Elementary School

Survey Responses from Anytown Lower Elementary School Faculty and Staff

Anytown Lower Elementary School, located at 456 Main Street in Anytown, AnyState, offers classes for students in pre-kindergarten through second grade. Thirty-six faculty and staff members responded to this survey.

The following tables detail responses to the Comprehensive Needs Assessment Survey from faculty and staff members at Anytown Lower Elementary School in the categories of School Climate, Federal Programs, and Professional Development. Participants were also asked to write in responses to two additional open-ended statements. Actual responses are listed at the end of this section.

SCHOOL CLIMATE		
Field Summary for B1:		
Our school is clean and attractive.		
Answer	Count	Percentage
Strongly Agree (4)	31	86.11%
Agree (3)	5	13.89%
Disagree (2)	0	0
Strongly Disagree (1)	0	0
Field Summary for B2:		
Our school is safe.		
Answer	Count	Percentage
Strongly Agree (4)	30	83.33%
Agree (3)	6	16.67%
Disagree (2)	0	0
Strongly Disagree (1)	0	0

Field Summary for B3:		
My principal is supportive and helpful, and I know what is expected of me.		
Answer	Count	Percentage
Strongly Agree (4)	26	72.22%
Agree (3)	10	27.78%
Disagree (2)	0	0
Strongly Disagree (1)	0	0
Field Summary for B4(B4A):		
My principal makes a sustained effort to address teacher needs and concerns about:		
[Building level policies and procedures]		
Answer	Count	Percentage
Strongly Agree (4)	25	69.44%
Agree (3)	9	25.00%
Disagree (2)	0	0
Strongly Disagree (1)	2	5.56%
Field Summary for B4(B4B):		
My principal makes a sustained effort to address teacher needs and concerns about:		
[The schedule]		
Answer	Count	Percentage
Strongly Agree (4)	24	66.67%
Agree (3)	10	27.78%
Disagree (2)	0	0
Strongly Disagree (1)	2	5.56%
Field Summary for B4(B4C):		
My principal makes a sustained effort to address teacher needs and concerns about:		
[Professional development]		
Answer	Count	Percentage
Strongly Agree (4)	24	66.67%
Agree (3)	10	27.78%
Disagree (2)	0	0
Strongly Disagree (1)	2	5.56%
Field Summary for B4(B4D):		
My principal makes a sustained effort to address teacher needs and concerns about:		
[Facilities and safety]		
Answer	Count	Percentage
Strongly Agree (4)	26	72.22%
Agree (3)	8	22.22%
Disagree (2)	0	0
Strongly Disagree (1)	2	5.56%

Field Summary for B4(B4E):		
My principal makes a sustained effort to address teacher needs and concerns about:		
[Resources]		
Answer	Count	Percentage
Strongly Agree (4)	26	72.22%
Agree (3)	8	22.22%
Disagree (2)	0	0
Strongly Disagree (1)	2	5.56%
Field Summary for B4(B4F):		
My principal makes a sustained effort to address teacher needs and concerns about:		
[Students with challenging behaviors]		
Answer	Count	Percentage
Strongly Agree (4)	21	58.33%
Agree (3)	13	36.11%
Disagree (2)	0	0
Strongly Disagree (1)	2	5.56%
Field Summary for B4(B4G):		
My principal makes a sustained effort to address teacher needs and concerns about:		
[Attendance]		
Answer	Count	Percentage
Strongly Agree (4)	26	72.22%
Agree (3)	8	22.22%
Disagree (2)	0	0
Strongly Disagree (1)	2	5.56%
Field Summary for B5:		
Parents are supportive and involvement is high.		
Answer	Count	Percentage
Strongly Agree (4)	14	38.89%
Agree (3)	21	58.33%
Disagree (2)	1	2.78%
Strongly Disagree (1)	0	0
Field Summary for B6:		
Teacher absenteeism is low.		
Answer	Count	Percentage
Strongly Agree (4)	10	27.78%
Agree (3)	25	69.44%
Disagree (2)	1	2.78%
Strongly Disagree (1)	0	0

Field Summary for B7:		
Social workers are helpful in improving and maintaining parent contact and are responsive to teacher concerns.		
Answer	Count	Percentage
Strongly Agree (4)	4	11.11%
Agree (3)	29	80.56%
Disagree (2)	3	8.33%
Strongly Disagree (1)	0	0
FEDERAL PROGRAMS		
Field Summary for C1:		
Reading and Language Arts are priorities at my school.		
Answer	Count	Percentage
Strongly Agree (4)	31	86.11%
Agree (3)	5	13.89%
Disagree (2)	0	0
Strongly Disagree (1)	0	0
Field Summary for C2:		
Math is a priority at my school.		
Answer	Count	Percentage
Strongly Agree (4)	28	77.78%
Agree (3)	8	22.22%
Disagree (2)	0	0
Strongly Disagree (1)	0	0
Field Summary for C3:		
Science is a priority at my school.		
Answer	Count	Percentage
Strongly Agree (4)	8	22.22%
Agree (3)	17	47.22%
Disagree (2)	10	27.78%
Strongly Disagree (1)	1	2.78%
Field Summary for C4:		
Art and Music occupy prominent places at my school.		
Answer	Count	Percentage
Strongly Agree (4)	20	55.56%
Agree (3)	14	38.89%
Disagree (2)	2	5.56%
Strongly Disagree (1)	0	0
Field Summary for C5:		
All teachers are highly qualified and effective.		
Answer	Count	Percentage
Strongly Agree (4)	28	77.78%
Agree (3)	8	22.22%
Disagree (2)	0	0
Strongly Disagree (1)	0	0

Field Summary for C6:		
The tutoring in my school is very beneficial to students.		
Answer	Count	Percentage
Strongly Agree (4)	15	41.67%
Agree (3)	21	58.33%
Disagree (2)	0	0
Strongly Disagree (1)	0	0
Field Summary for C7:		
Tutoring is delivered by well trained and qualified instructors and students are properly motivated.		
Answer	Count	Percentage
Strongly Agree (4)	26	72.22%
Agree (3)	10	27.78%
Disagree (2)	0	0
Strongly Disagree (1)	0	0
Field Summary for C8:		
The lead teacher program is effective and useful.		
Answer	Count	Percentage
Strongly Agree (4)	18	50.00%
Agree (3)	16	44.44%
Disagree (2)	1	2.78%
Strongly Disagree (1)	1	2.78%
Field Summary for C9:		
I contact parents every week.		
Answer	Count	Percentage
Strongly Agree (4)	20	55.56%
Agree (3)	13	36.11%
Disagree (2)	3	8.33%
Strongly Disagree (1)	0	0
Field Summary for C10:		
Title II Class size reduction teachers are effective in raising student achievement.		
Answer	Count	Percentage
Strongly Agree (4)	18	50.00%
Agree (3)	11	30.56%
Disagree (2)	6	16.67%
Strongly Disagree (1)	1	2.78%
Field Summary for C11:		
My school's character education program is comprehensive and effective.		
Answer	Count	Percentage
Strongly Agree (4)	17	47.22%
Agree (3)	18	50.00%
Disagree (2)	1	2.78%
Strongly Disagree (1)	0	0

Field Summary for C12:		
My school has programs and procedures in place to effectively address drug education.		
Answer	Count	Percentage
Strongly Agree (4)	20	55.56%
Agree (3)	16	44.44%
Disagree (2)	0	0
Strongly Disagree (1)	0	0
Field Summary for C13:		
My school has effective procedures for addressing school safety.		
Answer	Count	Percentage
Strongly Agree (4)	25	69.44%
Agree (3)	11	30.56%
Disagree (2)	0	0
Strongly Disagree (1)	0	0
Field Summary for C14:		
Student behavior is rarely a problem.		
Answer	Count	Percentage
Strongly Agree (4)	8	22.22%
Agree (3)	12	33.33%
Disagree (2)	14	38.89%
Strongly Disagree (1)	2	5.56%
Field Summary for C15:		
The most common behavior problem in my classroom is:		
Answer	Count	Percentage
Off task behavior	18	50.00%
Minor disruptions that steal instructional time	17	47.22%
Major classroom disruptions	0	0
Other (SPECIFIC ANSWERS)	1	2.78%
	<i>Lack of respect for teachers and fellow students</i>	
Field Summary for C16:		
Federal funds are used effectively at my school.		
Answer	Count	Percentage
Strongly Agree (4)	29	80.56%
Agree (3)	7	19.44%
Disagree (2)	0	0
Strongly Disagree (1)	0	0

PROFESSIONAL DEVELOPMENT		
Field Summary for D1:		
I would like to have more professional development in:		
Answer	Count	Percentage
Classroom Management	10	27.78%
Differentiated Instruction	10	27.78%
English Language Learners	0	0
Depth of Knowledge	17	47.22%
Three-Tiered Intervention Model	15	41.67%
My specific content area	5	13.89%
Other	0	0
Field Summary for D2:		
A new teacher mentoring program is needed at my school.		
Answer	Count	Percentage
Strongly Agree (4)	4	11.11%
Agree (3)	15	41.67%
Disagree (2)	15	41.67%
Strongly Disagree (1)	2	5.56%
Field Summary for D3:		
Sufficient resources are available to allow teachers to take advantage of professional development activities.		
Answer	Count	Percentage
Strongly Agree (4)	16	44.44%
Agree (3)	17	47.22%
Disagree (2)	3	8.33%
Strongly Disagree (1)	0	0
Field Summary for D4:		
Teachers have adequate time for opportunities to learn from each other (professional learning communities).		
Answer	Count	Percentage
Strongly Agree (4)	8	22.22%
Agree (3)	21	58.33%
Disagree (2)	6	16.67%
Strongly Disagree (1)	1	2.78%
Field Summary for D5:		
The professional development I received this year in special education provided me with strategies that were incorporated into my instructional delivery.		
Answer	Count	Percentage
Strongly Agree (4)	4	11.11%
Agree (3)	23	63.89%
Disagree (2)	9	25.00%
Strongly Disagree (1)	0	0

Field Summary for D6:		
The professional development I received for academically gifted students provided me with strategies that I have incorporated into my instructional delivery methods.		
Answer	Count	Percentage
Strongly Agree (4)	2	5.56%
Agree (3)	23	63.89%
Disagree (2)	11	30.56%
Strongly Disagree (1)	0	0

The following item was an open-ended statement requiring participants to type in a response. The table below reflects the answers given.

Field Summary for E1:
The one thing we do best at my school is
Always respectful of each other and our students
Our children are excited about learning to read and most of them like to come to school. I think this goes a long way in helping develop a lifelong habit of reading.
Motivate students and help new teachers to adjust to a new situation.
Promote learning in a fun, safe environment.
Teach children
The best thing that we do at our school is teach students in K-2 reading and math skills.
The one thing that we do best at our school is work together as peers on curriculum: creating homework, tests, practice activities, drills, etc in which we all share. We also have time to give feedback as to what works best and what might need improvement.
Making learning fun.
We are a family. We work together, pray together, rejoice together, and cry together. We support one another. It is a blessing to have a school family.
The classroom teachers at our school do everything par excellent, in my opinion.
We work together to meet needs and solve problems.
Prepare students for the next grade.
Meeting the needs of our students, emotionally, socially, and academically
Strive to see that all children excel academically.
We all are consistent with teaching reading and math. Everyone is teaching from the same curriculum and when you walk into any classroom, you will see the same curriculum being taught.
The thing we do best at my school is strive to give each child the best education that can be provided.
Communication

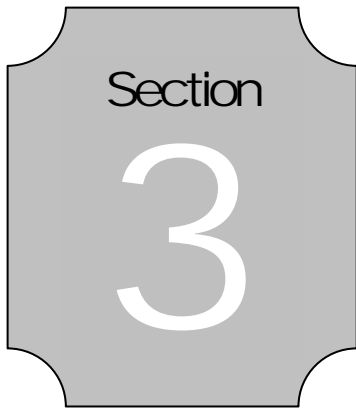
Field Summary for E1:
The one thing we do best at my school is (continued from previous page)
The one thing we do best at my school is not only teach the benchmarks, but we take the benchmarks and advance them. We have the students practice them in a more advanced level instead of a basic level.
More parent involvement.
Love our students and teach them to the best of our ability each and every day!
We all work well together. We share ideas and materials so that every student is given a positive learning experience.
Anytown puts education first therefore; we encourage our students to attend school every day.
Tutoring with the children
Promote attendance and self esteem among students, faculty and staff.
Provide a happy, safe learning environment that enables our students to reach their highest potential.
Equip students with the knowledge base to succeed in the years to come.
Work together as grade teams to insure that all children in our grade receive the same instruction.
Work together as a team to provide students with an exceptional education.
Talk with each other about problem solving
Help each other.
Read
Teach
Expect the best from and for the students.
Love the children!
Teach
Motivate

The following item was an open-ended statement requiring participants to type in a response. The table below reflects the answers given.

Field Summary for E2:
The thing we could do better at my school is:
Provide teachers with additional technology equipment in each class room such as promethean boards and laptops in every classroom
Update reading/math software in labs
Cut down on early dismissals.
Reward students for attendance. We have begun a wonderful project this year encouraging students to be present. This is a new school wide goal.
Individualize more

Field Summary for E2:
The thing we could do better at my school is: (continued from previous page)
The thing that we could do better at my school is include kindergarten aged students in the after school tutoring program.
The one thing that we could do better would be to improve parent involvement with the learning of their child.
Have more field trips.
We could continue to improve as a team.
I can't think of one thing because the teachers here go over and above at this school to help students succeed.
We could do a better job of supporting our teachers when a parent makes unsubstantiated accusations.
Be on "the same page".
I think that we are doing everything possible to allow our students to be successful in life.
Provide teacher work days that would allow us to collaborate new ideas and continue aligning/revising our curriculum with state.
We need some time for the students to be children. It seems that we push, push, and push to meet all the standards and forget that we have children. They need to be kids.
Technology training for teachers
I don't think there is anything that my school could do better. Everyone here works hard and has the children's best interests at heart in everything we do.
More time for teachers to share ideas among the grades.
Tutoring program for kindergarten students who struggle (tutoring allowed in the classroom during regular school day).
Give more recognition to those students earning points in our accelerated reading program
Learn how to get more parental involvement. We do have parental involvement but would like it increased.
More parental involvement.
I can't think of a thing.
Provide more updated playground equipment.
We have room to improve our attendance. We have recently begun an incentive program to raise our attendance. It appears to be a good incentive!
Have more opportunities to participate in workshops
Use creative thinking while teaching rather than the same routine each day
Find ways to control the kids
Be more consistent with discipline.
On-hand science activities--maybe a science lab as an enrichment, and we could use a computer lab as an enrichment
Reward teachers for hard work
Share teaching ideas more often.

Field Summary for E2:
The thing we could do better at my school is:
Go on more field trips
I could be more organized.
Lunch



Anytown Upper Elementary School

Survey Responses from Anytown Upper Elementary School Faculty and Staff

Anytown Upper Elementary School, located at 789 Main Street in Anytown, AnyState, offers classes for students in grades three through five. Thirty-two faculty and staff members responded to this survey.

The following tables detail responses to the Comprehensive Needs Assessment Survey from faculty and staff members at Anytown Upper Elementary School in the categories of School Climate, Federal Programs, and Professional Development. Participants were also asked to write in responses to two additional open-ended statements. Actual responses are listed at the end of this section.

SCHOOL CLIMATE		
Field Summary for B1:		
Our school is clean and attractive.		
Answer	Count	Percentage
Strongly Agree (4)	1	3.13%
Agree (3)	13	40.63%
Disagree (2)	14	43.75%
Strongly Disagree (1)	4	12.50%
Field Summary for B2:		
Our school is safe.		
Answer	Count	Percentage
Strongly Agree (4)	0	0
Agree (3)	14	43.75%
Disagree (2)	12	37.50%
Strongly Disagree (1)	6	18.75%

Field Summary for B3:		
My principal is supportive and helpful, and I know what is expected of me.		
Answer	Count	Percentage
Strongly Agree (4)	21	65.63%
Agree (3)	8	25.00%
Disagree (2)	3	9.38%
Strongly Disagree (1)	0	0
Field Summary for B4(B4A):		
My principal makes a sustained effort to address teacher needs and concerns about:		
[Building level policies and procedures]		
Answer	Count	Percentage
Strongly Agree (4)	18	56.25%
Agree (3)	13	40.63%
Disagree (2)	1	3.13%
Strongly Disagree (1)	0	0
Field Summary for B4(B4B):		
My principal makes a sustained effort to address teacher needs and concerns about:		
[The schedule]		
Answer	Count	Percentage
Strongly Agree (4)	17	53.13%
Agree (3)	15	46.88%
Disagree (2)	0	0
Strongly Disagree (1)	0	0
Field Summary for B4(B4C):		
My principal makes a sustained effort to address teacher needs and concerns about:		
[Professional development]		
Answer	Count	Percentage
Strongly Agree (4)	14	43.75%
Agree (3)	18	56.25%
Disagree (2)	0	0
Strongly Disagree (1)	0	0
Field Summary for B4(B4D):		
My principal makes a sustained effort to address teacher needs and concerns about:		
[Facilities and safety]		
Answer	Count	Percentage
Strongly Agree (4)	21	65.63%
Agree (3)	10	31.25%
Disagree (2)	1	3.13%
Strongly Disagree (1)	0	0

Field Summary for B4(B4E):		
My principal makes a sustained effort to address teacher needs and concerns about:		
[Resources]		
Answer	Count	Percentage
Strongly Agree (4)	18	56.25%
Agree (3)	13	40.63%
Disagree (2)	1	3.13%
Strongly Disagree (1)	0	0
Field Summary for B4(B4F):		
My principal makes a sustained effort to address teacher needs and concerns about:		
[Students with challenging behaviors]		
Answer	Count	Percentage
Strongly Agree (4)	18	56.25%
Agree (3)	13	40.63%
Disagree (2)	1	3.13%
Strongly Disagree (1)	0	0
Field Summary for B4(B4G):		
My principal makes a sustained effort to address teacher needs and concerns about:		
[Attendance]		
Answer	Count	Percentage
Strongly Agree (4)	21	65.63%
Agree (3)	11	34.38%
Disagree (2)	0	0
Strongly Disagree (1)	0	0
Field Summary for B5:		
Parents are supportive and involvement is high.		
Answer	Count	Percentage
Strongly Agree (4)	2	6.25%
Agree (3)	18	56.25%
Disagree (2)	7	21.88%
Strongly Disagree (1)	5	15.63%
Field Summary for B6:		
Teacher absenteeism is low.		
Answer	Count	Percentage
Strongly Agree (4)	1	3.13%
Agree (3)	19	59.38%
Disagree (2)	10	31.25%
Strongly Disagree (1)	2	6.25%

Field Summary for B7:		
Social workers are helpful in improving and maintaining parent contact and are responsive to teacher concerns.		
Answer	Count	Percentage
Strongly Agree (4)	0	0
Agree (3)	22	68.75%
Disagree (2)	7	21.88%
Strongly Disagree (1)	3	9.38%
FEDERAL PROGRAMS		
Field Summary for C1:		
Reading and Language Arts are priorities at my school.		
Answer	Count	Percentage
Strongly Agree (4)	14	43.75%
Agree (3)	18	56.25%
Disagree (2)	0	0
Strongly Disagree (1)	0	0
Field Summary for C2:		
Math is a priority at my school.		
Answer	Count	Percentage
Strongly Agree (4)	15	46.88%
Agree (3)	16	50.00%
Disagree (2)	1	3.13%
Strongly Disagree (1)	0	0
Field Summary for C3:		
Science is a priority at my school.		
Answer	Count	Percentage
Strongly Agree (4)	8	25.00%
Agree (3)	17	53.13%
Disagree (2)	7	21.88%
Strongly Disagree (1)	0	0
Field Summary for C4:		
Art and Music occupy prominent places at my school.		
Answer	Count	Percentage
Strongly Agree (4)	7	21.88%
Agree (3)	22	68.75%
Disagree (2)	2	6.25%
Strongly Disagree (1)	1	3.13%
Field Summary for C5:		
All teachers are highly qualified and effective.		
Answer	Count	Percentage
Strongly Agree (4)	10	31.25%
Agree (3)	18	56.25%
Disagree (2)	4	12.50%
Strongly Disagree (1)	0	0

Field Summary for C6:		
The tutoring in my school is very beneficial to students.		
Answer	Count	Percentage
Strongly Agree (4)	9	28.13%
Agree (3)	19	59.38%
Disagree (2)	4	12.50%
Strongly Disagree (1)	0	0
Field Summary for C7:		
Tutoring is delivered by well trained and qualified instructors and students are properly motivated.		
Answer	Count	Percentage
Strongly Agree (4)	10	31.25%
Agree (3)	20	62.50%
Disagree (2)	2	6.25%
Strongly Disagree (1)	0	0
Field Summary for C8:		
The lead teacher program is effective and useful.		
Answer	Count	Percentage
Strongly Agree (4)	4	12.50%
Agree (3)	22	68.75%
Disagree (2)	5	15.63%
Strongly Disagree (1)	1	3.13%
Field Summary for C9:		
I contact parents every week.		
Answer	Count	Percentage
Strongly Agree (4)	7	21.88%
Agree (3)	12	37.50%
Disagree (2)	13	40.63%
Strongly Disagree (1)	0	0
Field Summary for C10:		
Title II Class size reduction teachers are effective in raising student achievement.		
Answer	Count	Percentage
Strongly Agree (4)	8	25.00%
Agree (3)	19	59.38%
Disagree (2)	5	15.63%
Strongly Disagree (1)	0	0
Field Summary for C11:		
My school's character education program is comprehensive and effective.		
Answer	Count	Percentage
Strongly Agree (4)	3	9.38%
Agree (3)	13	40.63%
Disagree (2)	13	40.63%
Strongly Disagree (1)	3	9.38%

Field Summary for C12:		
My school has programs and procedures in place to effectively address drug education.		
Answer	Count	Percentage
Strongly Agree (4)	4	12.50%
Agree (3)	17	53.13%
Disagree (2)	9	28.13%
Strongly Disagree (1)	2	6.25%
Field Summary for C13:		
My school has effective procedures for addressing school safety.		
Answer	Count	Percentage
Strongly Agree (4)	5	15.63%
Agree (3)	24	75.00%
Disagree (2)	2	6.25%
Strongly Disagree (1)	1	3.13%
Field Summary for C14:		
Student behavior is rarely a problem.		
Answer	Count	Percentage
Strongly Agree (4)	0	0
Agree (3)	5	15.63%
Disagree (2)	22	68.75%
Strongly Disagree (1)	5	15.63%
Field Summary for C15:		
The most common behavior problem in my classroom is:		
Answer	Count	Percentage
Off task behavior	11	34.38%
Minor disruptions that steal instructional time	16	50.00%
Major classroom disruptions	4	12.50%
Other	0	0
Field Summary for C16:		
Federal funds are used effectively at my school.		
Answer	Count	Percentage
Strongly Agree (4)	9	28.13%
Agree (3)	21	65.63%
Disagree (2)	2	6.25%
Strongly Disagree (1)	0	0

PROFESSIONAL DEVELOPMENT		
Field Summary for D1:		
I would like to have more professional development in:		
Answer	Count	Percentage
Classroom Management	7	21.88%
Differentiated Instruction	8	25.00%
English Language Learners	3	9.38%
Depth of Knowledge	17	53.13%
Three-Tiered Intervention Model	8	25.00%
My specific content area	9	28.13%
Other	3	9.38%
<i>(SPECIFIC ANSWERS)</i>	<i>Technology (3)</i>	
Field Summary for D2:		
A new teacher mentoring program is needed at my school.		
Answer	Count	Percentage
Strongly Agree (4)	8	25.00%
Agree (3)	15	46.88%
Disagree (2)	8	25.00%
Strongly Disagree (1)	1	3.13%
Field Summary for D3:		
Sufficient resources are available to allow teachers to take advantage of professional development activities.		
Answer	Count	Percentage
Strongly Agree (4)	5	15.63%
Agree (3)	18	56.25%
Disagree (2)	8	25.00%
Strongly Disagree (1)	1	3.13%
Field Summary for D4:		
Teachers have adequate time for opportunities to learn from each other (professional learning communities).		
Answer	Count	Percentage
Strongly Agree (4)	2	6.25%
Agree (3)	15	46.88%
Disagree (2)	15	46.88%
Strongly Disagree (1)	0	0

Field Summary for D5:		
The professional development I received this year in special education provided me with strategies that were incorporated into my instructional delivery.		
Answer	Count	Percentage
Strongly Agree (4)	0	0
Agree (3)	17	53.13%
Disagree (2)	13	40.63%
Strongly Disagree (1)	2	6.25%
Field Summary for D6:		
The professional development I received for academically gifted students provided me with strategies that I have incorporated into my instructional delivery methods.		
Answer	Count	Percentage
Strongly Agree (4)	1	3.13%
Agree (3)	9	28.13%
Disagree (2)	18	56.25%
Strongly Disagree (1)	4	12.50%

The following item was an open-ended statement requiring participants to type in a response. The table below reflects the answers given.

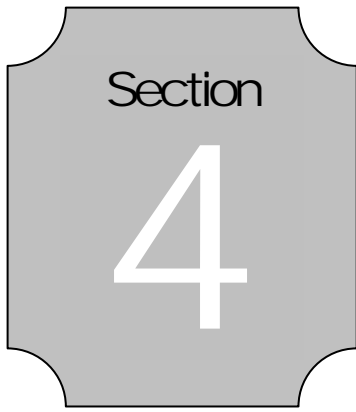
Field Summary for E1:
The one thing we do best at my school is
We have grade level meetings each week to discuss problems and address specific student needs.
Work as a team
Caring toward the students
Make every child feel important.
Pray for each other
Teach to the highest standards. The teachers all seem to want to make sure their students learn the required material and all teachers strive to make sure students do well on mcts.
Work as a team.
Is we all work well together
Try to maintain a positive attitude among teachers and students
We care for our students and strive to increase their academic abilities.
Ensure that every student has the opportunity to a safe and educationally structured environment. It is our goal that every child reach their given potential!
That we have a unified caring and dedicated faculty
Encourage involvement from the community and parents
WE WORK WELL TOGETHER
Work together.
Work as a team.
Work together

Field Summary for E1:
The one thing we do best at my school is (continued from previous page)
Provide a caring atmosphere for learning for all students. Provide the means to a valuable education.
Motivate the kids to try their best
Administrative support
Teachers are on one accord, working together , making ECUE a better learning environment . To help our students do and be the best, both presently and in the future.
Hold education as a top priority! We are here for the students!
Teach the tested skills
Parental involvement
Encourage and recognize academic and behavioral excellence.
Teach children to be well rounded individuals
Raise money for charities.
Encourage students to do their best in all subject ares on a daily basis.
Work as a team and provide beneficial feedback to one another.
The teachers work very hard.
Love the children
We care for the students and their welfare.

The following item was an open-ended statement requiring participants to type in a response. The table below reflects the answers given.

Field Summary for E2:
The thing we could do better at my school is:
Incororate more teaching strategies that involve the higher levels of DOK.
Be consistent with classroom discipline
Be more consistent in following the behavior ladder across grades
Counsel our children.
Pray harder
Administration could lighten up a bit and treat teachers like professionals instead of children. I feel as if administration looks for what's wrong with students and teachers instead of what's positive and good. There is a feeling of negativity at my school although the teachers and students are hard working and do their very best.
Learn from each other.
Require more training in the area of special education and inclusion for our regular education teachers
Establish more teacher authority when it comes to behavior management. Parents are not generally supportive and take the side of their child rather than support the teacher.
Our students would benefit from more individualized counseling.

Field Summary for E2:
The thing we could do better at my school is:
(continued from previous page)
Try to provide better facilities for the staff, faculty, and students. Our school is extremely old and outdated. Some of our bathrooms aren't heated, and we have a very "open" school. I would love to have a very modern and enclosed school where we would all feel safe. (Possibly a school like AnytownLower Elementary where once the students enter the building, they do not have to go outside again; except for recess and when it is time to depart for home.)
Provide counseling for those students who need it
Support teachers in dealing with parents by making parents go through the chain of command.
BETTER CAR RIDER SYSTEM
Be consistent.
Get here on time.
Learn more about how to teach and prepare the students for MCT2 testing
Be team players in all grades with teachers.
Treat all staff members as equals
Parental involvement
Continue working together in harmony as a team .Striving to reach even a higher mark in education and professionalism.
Communication / Set expectations for all/ Hold teachers accountable
Include more activities that have students apply their knowledge.
Safety. We are too open and spread out.
Enforce appropriate behavior and respect for authority.
Provide better facilities
Have more consistency between teachers and what is expected of students.
Continue to provide opportunities for parents to be active in their child's school activities.
Handle classroom discipline.
School safety
Teach our children
Not gear everything towards teaching the test.



Parent/Community Survey

Survey Methods

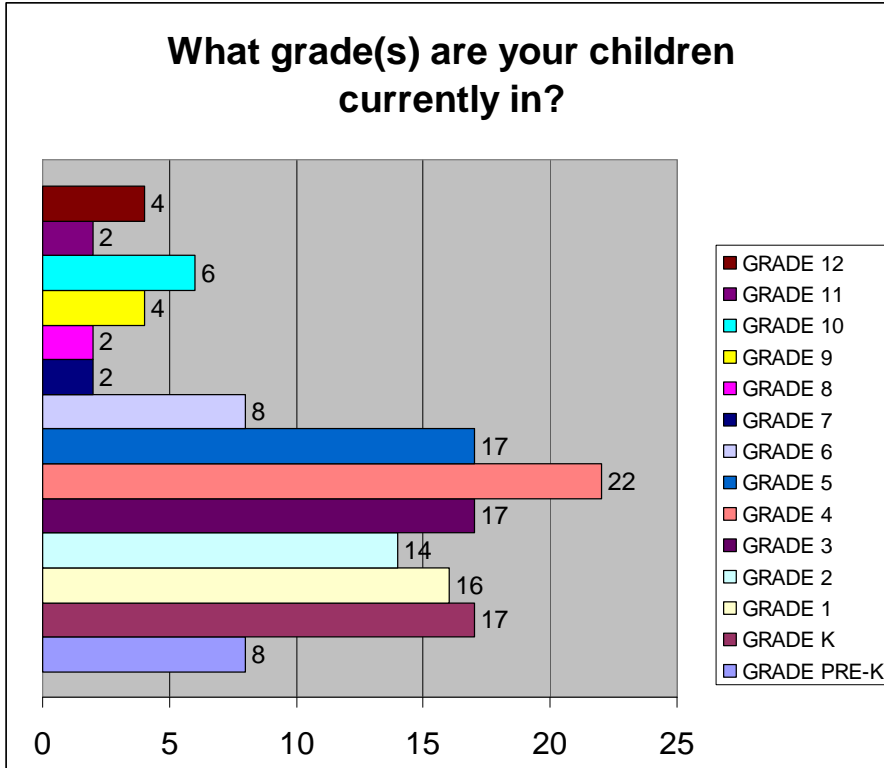
Information for this section of the report was gathered through a district-wide Comprehensive Needs Assessment Survey offered online to parents and community members. Respondents were asked to answer a series of yes or no questions. Some questions asked respondents to choose among a variety of options (i.e. workshops and meetings attended) or to write in a response to an open-ended statement. Some demographic questions were asked to aid in the disaggregation of data from the survey. Questions were divided into the following categories: demographics, school activities, instruction, and communication.

Distribution of Responses by School

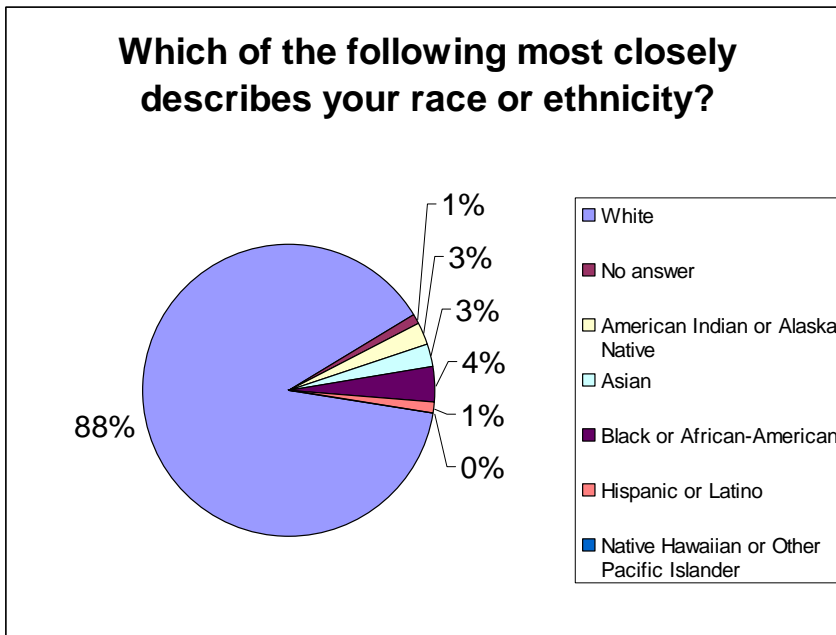
Eighty-four parents and community members responded to the district-wide survey. Participants were asked to identify the school or schools which their children currently attend. The following graph shows the responses given:



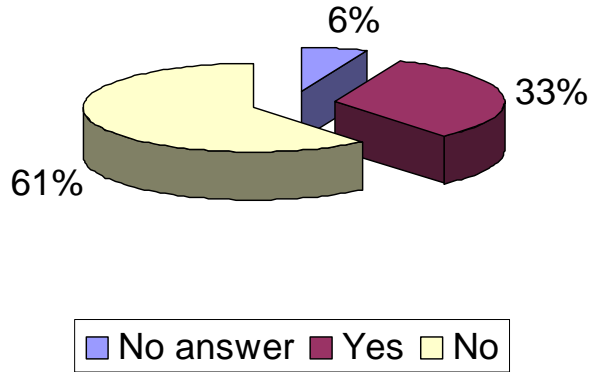
Demographics



Respondents to the survey were asked a number of questions to determine the demographic distribution of participants. The graphs in this section reflect a summary of responses received district-wide.



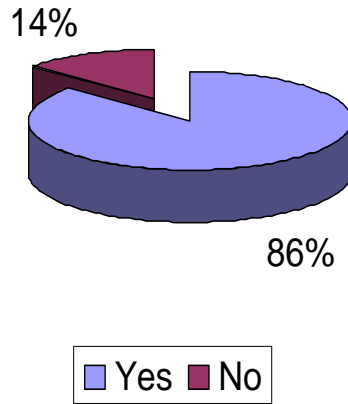
Is your child eligible for the free or reduced lunch program?



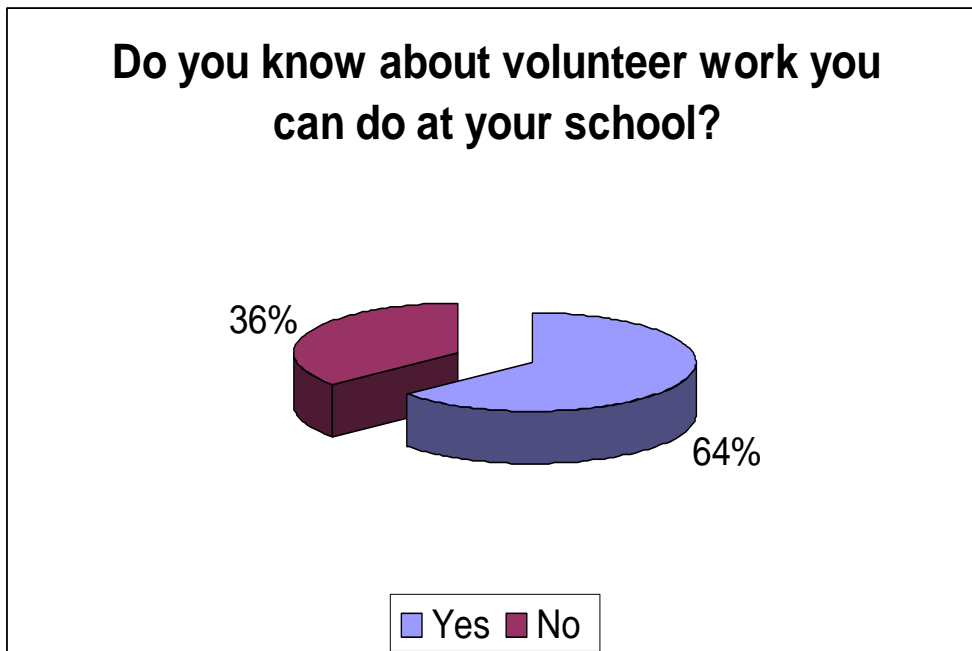
School Activities

Respondents to the survey were asked questions to determine their knowledge of and participation in school activities. The graphs in this section reflect a summary of responses received district-wide.

Does your school encourage you to be involved in your child's education?



Did you participate in or attend any of the following activities during the 2007-2009 school year?		
Answer	Count	Percentage
Title I meeting	8	10.00%
Title I program planning and evaluation	5	6.25%
The development of the parent involvement policies (at the district or building level) and the school-parent compact	2	2.50%
Parent advisory committee/councils	3	3.75%
Parent-teacher conferences	49	61.25%
Explanation of state standards and school curriculum	8	10.00%
Explanation of state tests	8	10.00%
How to help your child with reading/math at home	16	20.00%
Family reading/math nights	12	15.00%
Observing and/or volunteering in your child's classroom	28	35.00%
John Rosemond's Parenting Workshops	14	17.50%
None of the above	14	17.50%



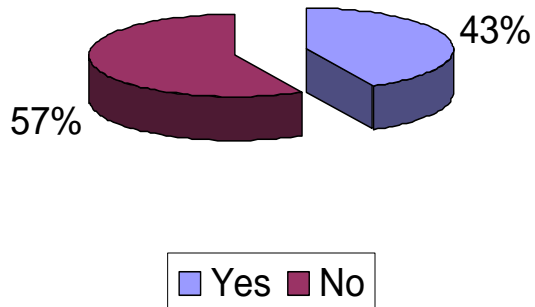
What type of parent workshops would be most beneficial for helping you with your child's educational needs?
I need to know how to help with my child's homework.
Workshops on MCT
Math Workshops specific to my child's grade and what they are learning at that time. Reading/Language workshops specific to her grade/curriculum.
I'm a very active parent... Almost to the point that school augments home, vice other way around....
Stuff on ADHD, Promoting science and social studies at home.
Language,spelling
Learning to deal with peer pressure
What would help most is if the school district (I say district because all three schools I have dealt with do the same thing) would push information out about these events in a timely basis, not the day of or the day before. Several of the events on the previous list I have never heard about.
How to study effectively
Anything that would involve the parenting of twins and adhd
Train some of the teachers about dealing with active children. I have an issue with the counselors at the school. They don't seem to have the training in dealing with a student that may be a little hyper. Some teachers appear not capable of commanding all their students' attention, in that, they work well with the students that sit quietly in their desks. Lastly, I have sat in the classrooms and observed the teachers in action.
Reading workshops
How to help your children with homework. How to make it interesting and fun instead of a hassle.
The reading programs used in the school need to be explained to parents. The expectations at each grade level need to be made known. It would also be wonderful if we knew what students were being tested on before they are tested so we, as parents, could help our children with things that are giving the kids problems.
An explanation of the reading programs my children are in at each school. Thankfully, both of my children are good students but it would be helpful if we knew what material they were expected to know before they are tested on the material.
What students need to know for the next grade level. If my child needs help in certain areas, I could work with him more over the summer. (Standards and if met for current grade level)
Teaching tips for language and math
There should be some regular meetings set with the teachers. One of our children is having problems with multiple subjects and it seems the work being done in class is not allowing him to progress and pass those courses properly.
Workshops that have parents with work sheets the same as the children. Some teaching methods now differ and it would be beneficial to do the grade level work as your child does to note differences.
Coaching workshops
Learning how to help with my child's homework. Teaching why learning is important for the real world.
Right now my children do not need workshops. But if they did I would get them what ever they would need. Either through the school or outside of the school system.

What type of parent workshops would be most beneficial for helping you with your child's educational needs?
How to help your straight A student with the MCT 2. He has never struggled until now.
Improving my child's behavior in class. What I can do to make things easier for his teacher? .
All types of workshops are helpful
Accelerated programs
Study skills at home- my study skills were poor in school and i see my son is showing poor study skills now.
Normal
None at this time.
Being an active reader studying for test
Workshops that teach me how to reinforce the techniques used by my child's teacher.
1.encouraging the school age child 2.helping build confidence in a child that doesn't think he can do anything right 3.parent instructions on teaching methods of current grade.
A workshop to know what our children are learning throughout the day. We have no clue what goes on behind the closed doors at the school. We don't know what's being taught until it too late.
I just want the teacher to communicate without being defensive. I needed help and asked for 2 years. I had to have my child tested on my own...
Learning ways to help motivate my child.
The parenting and Shurley English workshops were great
I am fortunate that my child is doing exceptionally well and this is not needed at this time.
Clearer instructions on what we can do to promote individual learning skills at home.
Math discipline
Reading and Language arts
Homework
What is the curriculum that the child is expected to learn for that particular year. What are the benchmarks that need to be achieved
Helping with studying
Please inform me of workshops available
Learning how to help my child increase reading level
Help your child study the correct material at home.
Tuturing in special areas, self esteem builders, mentor programs.

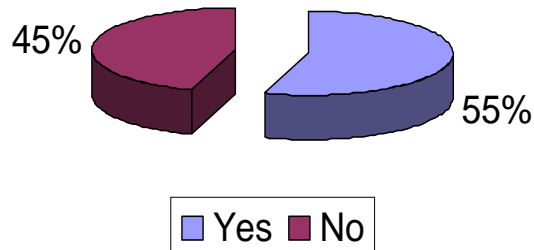
Instruction

Respondents to the survey were asked questions to determine their knowledge about instructional programs and reports. The graphs in this section reflect a summary of responses received district-wide.

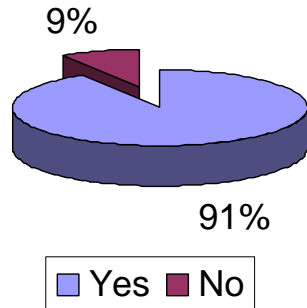
Do you know how additional help with reading and/or mathematics is given to students in the Title I program?



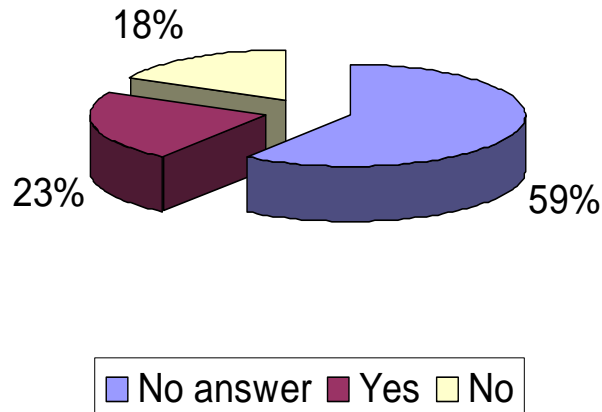
Do you know what your child should know and be able to do in reading and/or mathematics for the grade he/she is in? (Academic Content Standards)



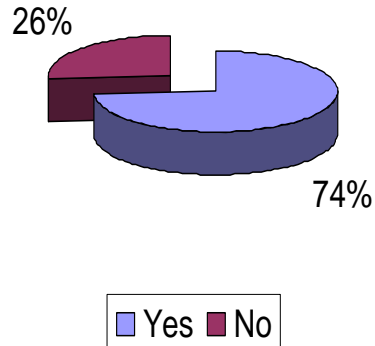
Do you understand your child's report cards and test scores? (Progress Reports, Local, State, and National Tests)



Is your child doing better in school because of the Title I program?



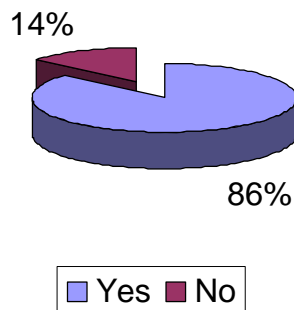
The Title I No Child Left Behind Act asks that priority be given to extra help beyond the regular school day. If free instruction and transportation are provided, would you want your child to attend Title I after school?

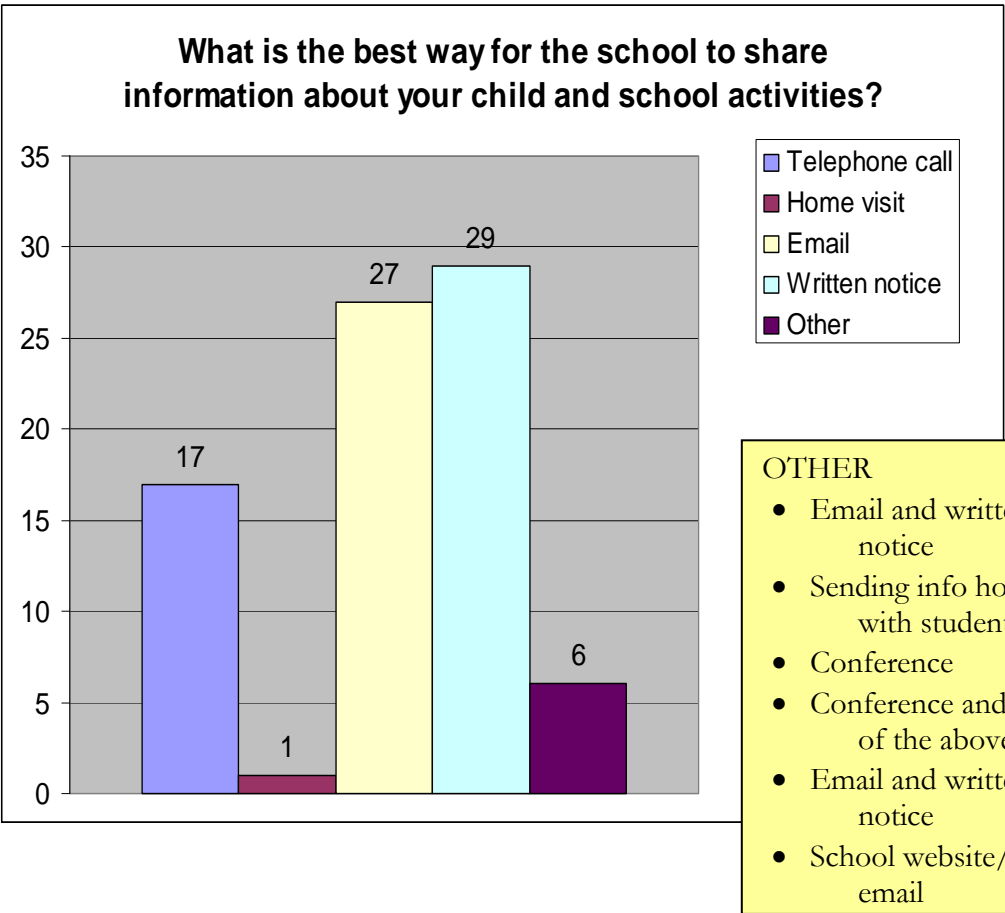
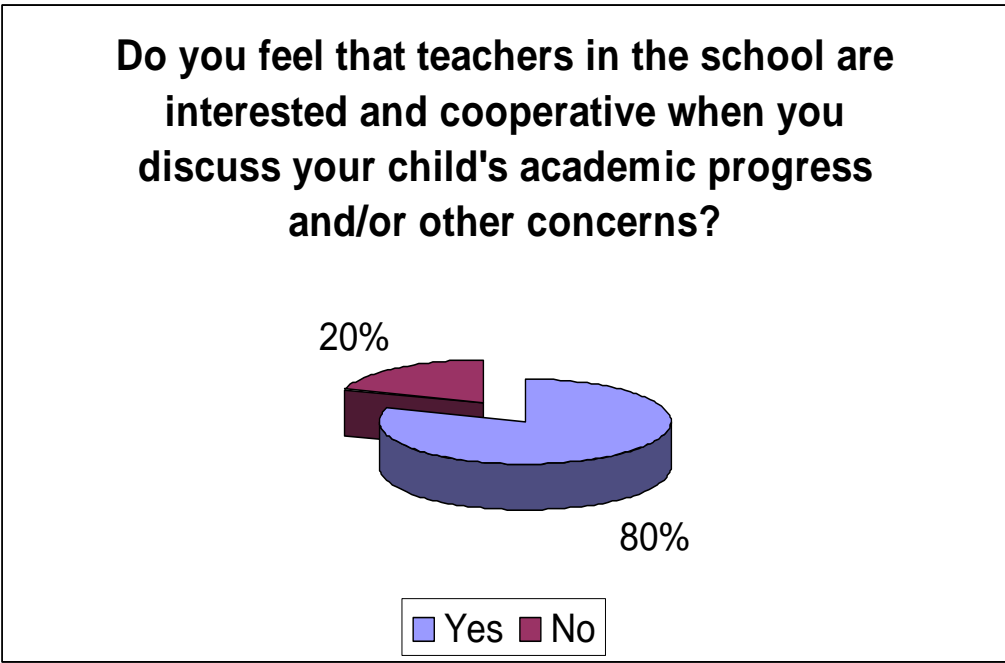


Communication

Respondents to the survey were asked questions to determine their ability to communicate with teachers and other school personnel. The graphs in this section reflect a summary of responses received district-wide.

Can you reach your child's classroom teacher and Title I teacher to discuss your child?





APPENDIX 1: DISTRICT DATA TABLE

SCHOOL CLIMATE		
Field Summary for B1:		
Our school is clean and attractive.		
Answer	Percentage	Count
Strongly Agree (4)	31.40%	76
Agree (3)	50.00%	121
Disagree (2)	16.53%	40
Strongly Disagree (1)	2.07%	5
Field Summary for B2:		
Our school is safe.		
Answer	Percentage	Count
Strongly Agree (4)	40.50%	98
Agree (3)	40.50%	98
Disagree (2)	16.12%	39
Strongly Disagree (1)	2.89%	7
Field Summary for B3:		
My principal is supportive and helpful, and I know what is expected of me.		
Answer	Percentage	Count
Strongly Agree (4)	58.68%	142
Agree (3)	33.47%	81
Disagree (2)	7.44%	18
Strongly Disagree (1)	0.41%	1
Field Summary for B4(B4A):		
My principal makes a sustained effort to address teacher needs and concerns about:		
[Building level policies and procedures]		
Answer	Percentage	Count
Strongly Agree (4)	54.13%	131
Agree (3)	41.32%	100
Disagree (2)	3.72%	9
Strongly Disagree (1)	0.83%	2
Field Summary for B4(B4B):		
My principal makes a sustained effort to address teacher needs and concerns about:		
[The schedule]		
Answer	Percentage	Count
Strongly Agree (4)	49.17%	119
Agree (3)	43.39%	105
Disagree (2)	6.20%	15
Strongly Disagree (1)	1.24%	3
Field Summary for B4(B4C):		
My principal makes a sustained effort to address teacher needs and concerns about:		

[Professional development]		
Answer	Percentage	Count
Strongly Agree (4)	53.31%	129
Agree (3)	43.39%	105
Disagree (2)	1.24%	3
Strongly Disagree (1)	1.65%	4
Field Summary for B4(B4D):		
My principal makes a sustained effort to address teacher needs and concerns about:		
[Facilities and safety]		
Answer	Count	Percentage
Strongly Agree (4)	63.22%	153
Agree (3)	35.12%	85
Disagree (2)	0.83%	2
Strongly Disagree (1)	0.83%	2
Field Summary for B4(B4E):		
My principal makes a sustained effort to address teacher needs and concerns about:		
[Resources]		
Answer	Percentage	Count
Strongly Agree (4)	57.85%	140
Agree (3)	38.02%	92
Disagree (2)	2.89%	7
Strongly Disagree (1)	1.24%	3
Field Summary for B4(B4F):		
My principal makes a sustained effort to address teacher needs and concerns about:		
[Students with challenging behaviors]		
Answer	Percentage	Count
Strongly Agree (4)	47.11%	114
Agree (3)	42.56%	103
Disagree (2)	7.85%	19
Strongly Disagree (1)	2.48%	6

Field Summary for B4(B4G):		
My principal makes a sustained effort to address teacher needs and concerns about:		
[Attendance]		
Answer	Percentage	Count
Strongly Agree (4)	57.02%	138
Agree (3)	41.32%	100
Disagree (2)	0.83%	2
Strongly Disagree (1)	0.83%	2
Field Summary for B5:		
Parents are supportive and involvement is high.		
Answer	Percentage	Count
Strongly Agree (4)	9.92%	24
Agree (3)	47.93%	116
Disagree (2)	35.12%	85
Strongly Disagree (1)	7.02%	17
Field Summary for B6:		
Teacher absenteeism is low.		
Answer	Percentage	Count
Strongly Agree (4)	14.05%	34
Agree (3)	63.22%	153
Disagree (2)	21.49%	52
Strongly Disagree (1)	1.24%	3
Field Summary for B7:		
Social workers are helpful in improving and maintaining parent contact and are responsive to teacher concerns.		
Answer	Percentage	Count
Strongly Agree (4)	4.13%	10
Agree (3)	62.40%	151
Disagree (2)	26.86%	65
Strongly Disagree (1)	6.61%	16
FEDERAL PROGRAMS		
Field Summary for C1:		
Reading and Language Arts are priorities at my school.		
Answer	Percentage	Count
Strongly Agree (4)	65.70%	159
Agree (3)	33.47%	81
Disagree (2)	0.83%	2
Strongly Disagree (1)	0	0

Field Summary for C2:		
Math is a priority at my school.		
Answer	Percentage	Count
Strongly Agree (4)	56.20%	136
Agree (3)	41.32%	100
Disagree (2)	2.48%	6
Strongly Disagree (1)	0	0
Field Summary for C3:		
Science is a priority at my school.		
Answer	Percentage	Count
Strongly Agree (4)	17.36%	42
Agree (3)	50.00%	121
Disagree (2)	29.75%	72
Strongly Disagree (1)	2.89%	7
Field Summary for C4:		
Art and Music occupy prominent places at my school.		
Answer	Percentage	Count
Strongly Agree (4)	29.75%	72
Agree (3)	52.48%	127
Disagree (2)	15.70%	38
Strongly Disagree (1)	2.07%	5
Field Summary for C5:		
All teachers are highly qualified and effective.		
Answer	Percentage	Count
Strongly Agree (4)	46.69%	113
Agree (3)	47.52%	115
Disagree (2)	5.79%	14
Strongly Disagree (1)	0	0
Field Summary for C6:		
The tutoring in my school is very beneficial to students.		
Answer	Percentage	Count
Strongly Agree (4)	37.19%	90
Agree (3)	56.20%	136
Disagree (2)	6.61%	16
Strongly Disagree (1)	0	0
Field Summary for C7:		
Tutoring is delivered by well trained and qualified instructors and students are properly motivated.		
Answer	Percentage	Count
Strongly Agree (4)	43.80%	106
Agree (3)	50.41%	122
Disagree (2)	5.79%	14
Strongly Disagree (1)	0	0

Field Summary for C8:		
The lead teacher program is effective and useful.		
Answer	Percentage	Count
Strongly Agree (4)	19.01%	46
Agree (3)	50.41%	122
Disagree (2)	20.66%	50
Strongly Disagree (1)	9.92%	24
Field Summary for C9:		
I contact parents every week.		
Answer	Percentage	Count
Strongly Agree (4)	33.47%	81
Agree (3)	41.32%	100
Disagree (2)	23.97%	58
Strongly Disagree (1)	1.24%	3
Field Summary for C10:		
Title II Class size reduction teachers are effective in raising student achievement.		
Answer	Percentage	Count
Strongly Agree (4)	35.12%	85
Agree (3)	53.72%	130
Disagree (2)	9.50%	23
Strongly Disagree (1)	1.65%	4
Field Summary for C11:		
My school's character education program is comprehensive and effective.		
Answer	Percentage	Count
Strongly Agree (4)	16.94%	41
Agree (3)	47.93%	116
Disagree (2)	29.75%	72
Strongly Disagree (1)	5.37%	13
Field Summary for C12:		
My school has programs and procedures in place to effectively address drug education.		
Answer	Percentage	Count
Strongly Agree (4)	16.12%	39
Agree (3)	52.48%	127
Disagree (2)	28.51%	69
Strongly Disagree (1)	2.89%	7
Field Summary for C13:		
My school has effective procedures for addressing school safety.		
Answer	Percentage	Count
Strongly Agree (4)	40.08%	97
Agree (3)	55.37%	134
Disagree (2)	4.13%	10
Strongly Disagree (1)	0.41%	1

Field Summary for C14:		
Student behavior is rarely a problem.		
Answer	Percentage	Count
Strongly Agree (4)	7.02%	17
Agree (3)	34.30%	83
Disagree (2)	47.52%	115
Strongly Disagree (1)	11.16%	27
Field Summary for C15:		
The most common behavior problem in my classroom is:		
Answer	Percentage	Count
Off task behavior	36.78%	89
Minor disruptions that steal instructional time	53.31%	129
Major classroom disruptions	4.55%	11
Other (SPECIFIC ANSWERS)	4.13%	10
	<i>Not listening</i>	
	<i>Students refusing to complete assignments.</i>	
	<i>Unhealthy students</i>	
	<i>MISBEHAVIOR- NOTHING DONE TO THEM</i>	
	<i>Disability related</i>	
	<i>A few students talk too much</i>	
	<i>Minor talking during instructional time</i>	
	<i>Lack of respect for teachers and fellow students</i>	
	<i>Rude children</i>	
<i>none</i>		
Field Summary for C16:		
Federal funds are used effectively at my school.		
Answer	Percentage	Count
Strongly Agree (4)	46.69%	113
Agree (3)	48.76%	118
Disagree (2)	4.55%	11
Strongly Disagree (1)	0	0

PROFESSIONAL DEVELOPMENT		
Field Summary for D1:		
I would like to have more professional development in:		
Answer	Percentage	Count
Classroom Management	31.40%	76
Differentiated Instruction	34.71%	84
English Language Learners	11.16%	27
Depth of Knowledge	50.83%	123
Three-Tiered Intervention Model	33.47%	81
My specific content area	14.88%	36
Other (SPECIFIC ANSWERS)	9.09%	22
	<i>Gifted</i>	
	<i>Special Education (4)</i>	
	<i>Technology (9)</i>	
	<i>All</i>	
	<i>TST</i>	
	<i>Legal matters</i>	
	<i>Promethean Board (2)</i>	
	<i>Smart board</i>	
<i>Media</i>		
Field Summary for D2:		
A new teacher mentoring program is needed at my school.		
Answer	Percentage	Count
Strongly Agree (4)	25.62%	62
Agree (3)	44.21%	107
Disagree (2)	28.10%	68
Strongly Disagree (1)	2.07%	5
Field Summary for D3:		
Sufficient resources are available to allow teachers to take advantage of professional development activities.		
Answer	Percentage	Count
Strongly Agree (4)	32.23%	78
Agree (3)	57.44%	139
Disagree (2)	9.50%	23
Strongly Disagree (1)	0.83%	2
Field Summary for D4:		
Teachers have adequate time for opportunities to learn from each other (professional learning communities).		
Answer	Percentage	Count
Strongly Agree (4)	14.05%	34
Agree (3)	46.69%	113
Disagree (2)	34.30%	83
Strongly Disagree (1)	4.96%	12

Field Summary for D5:		
The professional development I received this year in special education provided me with strategies that were incorporated into my instructional delivery.		
Answer	Percentage	Count
Strongly Agree (4)	7.02%	17
Agree (3)	47.93%	116
Disagree (2)	40.08%	97
Strongly Disagree (1)	4.96%	12
Field Summary for D6:		
The professional development I received for academically gifted students provided me with strategies that I have incorporated into my instructional delivery methods.		
Answer	Percentage	Count
Strongly Agree (4)	4.96%	12
Agree (3)	36.36%	88
Disagree (2)	50.41%	122
Strongly Disagree (1)	8.26%	20

APPENDIX 2: DISTRICT PARENT/COMMUNITY DATA
TABLE

DEMOGRAPHICS		
Field Summary for 1A:		
What grade(s) are your children currently in?		
Answer	Count	Percentage
GRADE PRE-K	8	10.00%
GRADE K	17	21.25%
GRADE 1	16	20.00%
GRADE 2	14	17.50%
GRADE 3	17	21.25%
GRADE 4	22	27.50%
GRADE 5	17	21.25%
GRADE 6	8	10.00%
GRADE 7	2	2.50%
GRADE 8	2	2.50%
GRADE 9	4	5.00%
GRADE 10	6	7.50%
GRADE 11	2	2.50%
GRADE 12	4	5.00%
Field Summary for 1C:		
Which of the following most closely describes your race or ethnicity?		
Answer	Count	Percentage
White	71	88.75%
No answer	1	1.25%
American Indian or Alaska Native	2	2.50%
Asian	2	2.50%
Black or African-American	3	3.75%
Hispanic or Latino	1	1.25%
Native Hawaiian or Other Pacific Islander	0	0

Field Summary for 1D:		
Is your child eligible for the free or reduced-price lunch program?		
Answer	Count	Percentage
No answer	5	6.25%
Yes	26	32.50%
No	49	61.25%
SCHOOL ACTIVITIES		
Field Summary for 2A:		
Does your school encourage you to be involved in your child's education?		
Answer	Count	Percentage
No answer	0	0
Yes	69	86.25%
No	11	13.75%
Field Summary for 2B:		
Did you participate in or attend any of the following activities during the 2007-2009 school year?		
Answer	Count	Percentage
Title I meeting	8	10.00%
Title I program planning and evaluation	5	6.25%
The development of the parent involvement policies (at the district or building level) and the school-parent compact	2	2.50%
Parent advisory committee/councils	3	3.75%
Parent-teacher conferences	49	61.25%
Explanation of state standards and school curriculum	8	10.00%
Explanation of state tests	8	10.00%
How to help your child with reading/math at home	16	20.00%
Family reading/math nights	12	15.00%
Observing and/or volunteering in your child's classroom	28	35.00%
John Rosemond's Parenting Workshops	14	17.50%
None of the above	14	17.50%
Field Summary for 2C:		
Do you know about volunteer work you can do at your school?		
Answer	Count	Percentage
No answer	0	0
Yes	51	63.75%
No	29	36.25%
Field Summary for 2D:		
What type of parent workshops would be most beneficial for helping you with your child's educational needs?		
Answer	Count	Percentage
Answer	47	58.75%
No answer	33	41.25%

INSTRUCTION		
Field Summary for 3A:		
Do you know how additional help with reading and/or mathematics is given to students in the Title I program?		
Answer	Count	Percentage
No answer	0	0
Yes	34	42.50%
No	46	57.50%
Field Summary for 3B:		
Do you know what your child should know and be able to do in reading and /or mathematics for the grade he/she is in? (Academic Content Standards)		
Answer	Count	Percentage
No answer	0	0
Yes	44	55.00%
No	36	45.00%
Field Summary for 3C:		
Do you understand your child's report cards and test scores? (Progress Reports, Local, State, and National Tests)		
Answer	Count	Percentage
No answer	0	0
Yes	73	91.25%
No	7	8.75%
Field Summary for 3D:		
Is your child doing better in school because of the Title I program?		
Answer	Count	Percentage
No answer	48	60.00%
Yes	18	22.50%
No	14	17.50%
Field Summary for 3E:		
The Title I No Child Left Behind Act asks that priority be given to extra help beyond the regular school day. If free instruction and transportation are provided, would you want your child to attend Title I after school?		
Answer	Count	Percentage
No answer	0	0
Yes	59	73.75%
No	21	26.25%
COMMUNICATION		
Field Summary for 4A:		
What is the best way for the school to share information about your child and school activities?		
Answer	Count	Percentage
No answer	0	0
Telephone call	17	21.25%
Home visit	1	1.25%
Email	27	33.75%
Written notice	29	36.25%
Other	6	7.50%

Field Summary for 4B:		
Can you reach your child's classroom teacher and Title I teacher to discuss your child?		
Answer	Count	Percentage
No answer	0	0
Yes	69	86.25%
No	11	13.75%
Field Summary for 4C:		
Do you feel that teachers in the school are interested and cooperative when you discuss your child's academic progress and/or other concerns?		
Answer	Count	Percentage
No answer	0	0
Yes	64	80.00%
No	16	20.00%